

LEADRS

**Law Enforcement Advanced
DWI Data Reporting System**

LEADRS

Law Enforcement
Advanced
DWI Data Reporting System



- What is LEADRS
 - Meet our staff
- LEADRS DWI Data Analytics
- DRE Field Certifications Data
 - What's new with LEADRS



Law Enforcement
Advanced
DWI Data Reporting System

What is new

- CRM Update
- Mobile friendly
- AI training available
- Version update coming 2026
 - RMS Integrations
 - Statewide DWI Tracking



Brian Grubbs
Program Manager

- Founding member of LEADRS
- Georgetown & Hutto PD
- 500 DWI Arrest
- Patrol Supervisor
- 20+ years in LE
- DRE



Jerard Collins
Asst. Program
Manager

- Huntsville PD
- 10 years in LE
- DWI unit officer
- 250 DWI Arrest in LEADRS
- Programming & development



Jordan Smith
Sr. Data Analyst

- LEADRS Analyst for 5 yrs
- SFST program for 2 years
- Supervises data team

Not Pictured
Taylor Langenbahn
Data Analyst



Jimmy Rodriguez
LEADRS Specialist

- Keller/Reno PD
- 20+ years in LE
- DWI unit officer
- 350 DWI arrest in LEADRS
- DRE



Chris Clements
LEADRS Specialist

- Lewisville PD
- Assistant Chief
- 20+ years in LE
- DWI unit officer
- 990 DWI arrest in LEADRS
- DRE



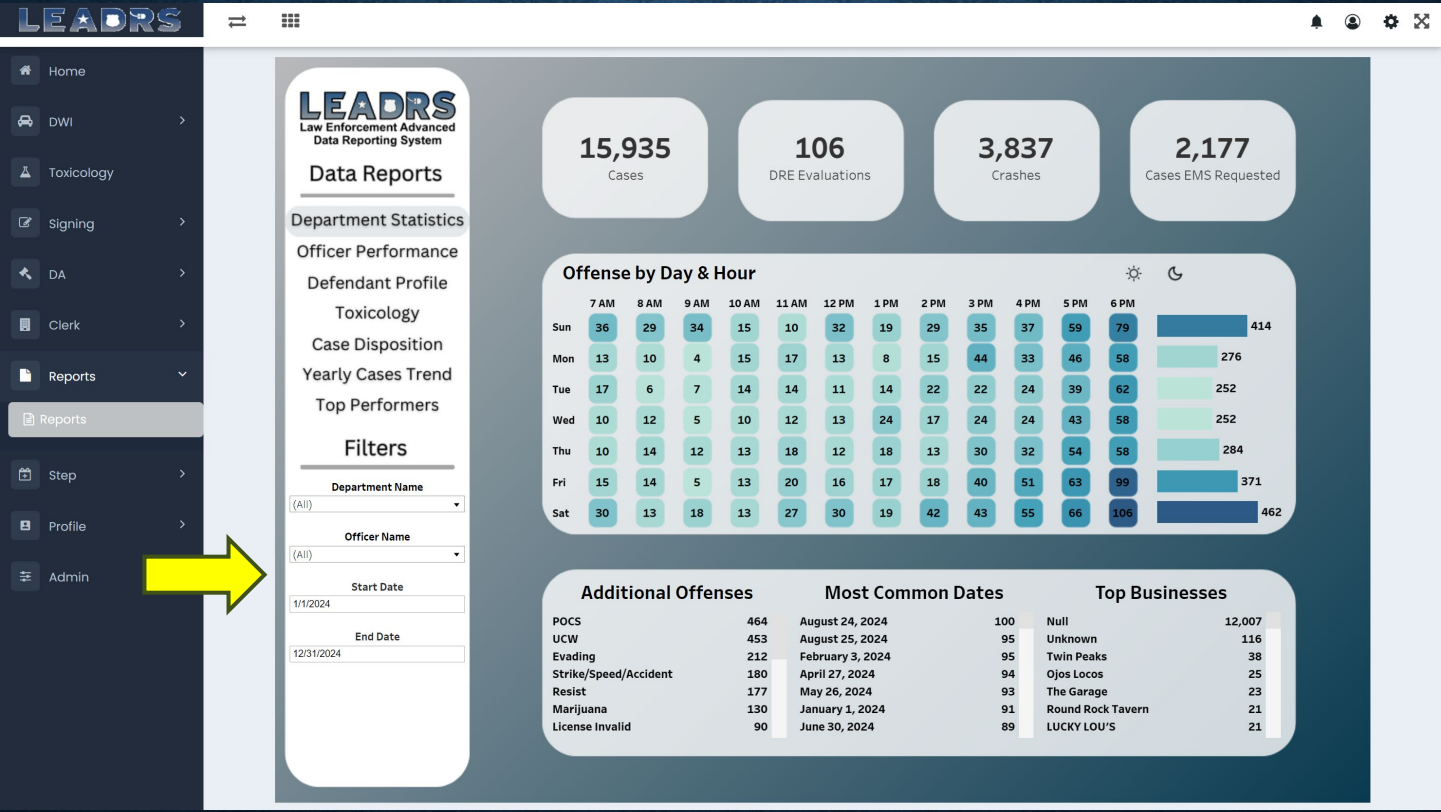
Jeremy Creech
LEADRS Specialist

- Galveston County SO
- 20+ years in LE
- DWI unit officer
- 630 DWI arrest in LEADRS
- DRE Instructor



**Law Enforcement
Advanced
DWI Data Reporting System**

DWI Data Reporting



LEADRS

Home

DWI

Toxicology

Signing

DA

Clerk

Reports

Step

Profile

Admin

11

LEADRS

Law Enforcement Advanced Data Reporting System

Data Reports

Department Statistics

Officer Performance

Defendant Profile

Toxicology

Case Disposition

Yearly Cases Trend

Top Performers

Filters

Department Name

(All)

Officer Name

(All)

Start Date

1/1/2024

End Date

12/31/2024

15,935

Cases

Search Warrants

Sought 38%

Not Entered 22%

Not Sought 40%

FSTs Performed

Not Entered 2%

Not Performed 19%

Performed 79%

Suspected Impairment

Not Entered 4%

Drug Only 4%

Alcohol and Drug 20%

Alcohol Only 72%

Reason for Stop

911 call or Dispatched 5,802

Crash 3,837

Weaving/Fail to maintain single lane 3,634

Suspicious Vehicle/Welfare Concern 2,225

Speeding 2,123

Requested by other officer 1,296

Almost striking object or vehicle 1,295

Failure to signal or signal inconsistent.. 1,090

Slow or failing to respond to officer's .. 1,019

Stopping in lane for no apparent reaso.. 905

Driving in opposing lanes or wrong way 864

Stopping problems (too far, too short,.. 855

Unnecessary acceleration or decelerat.. 835

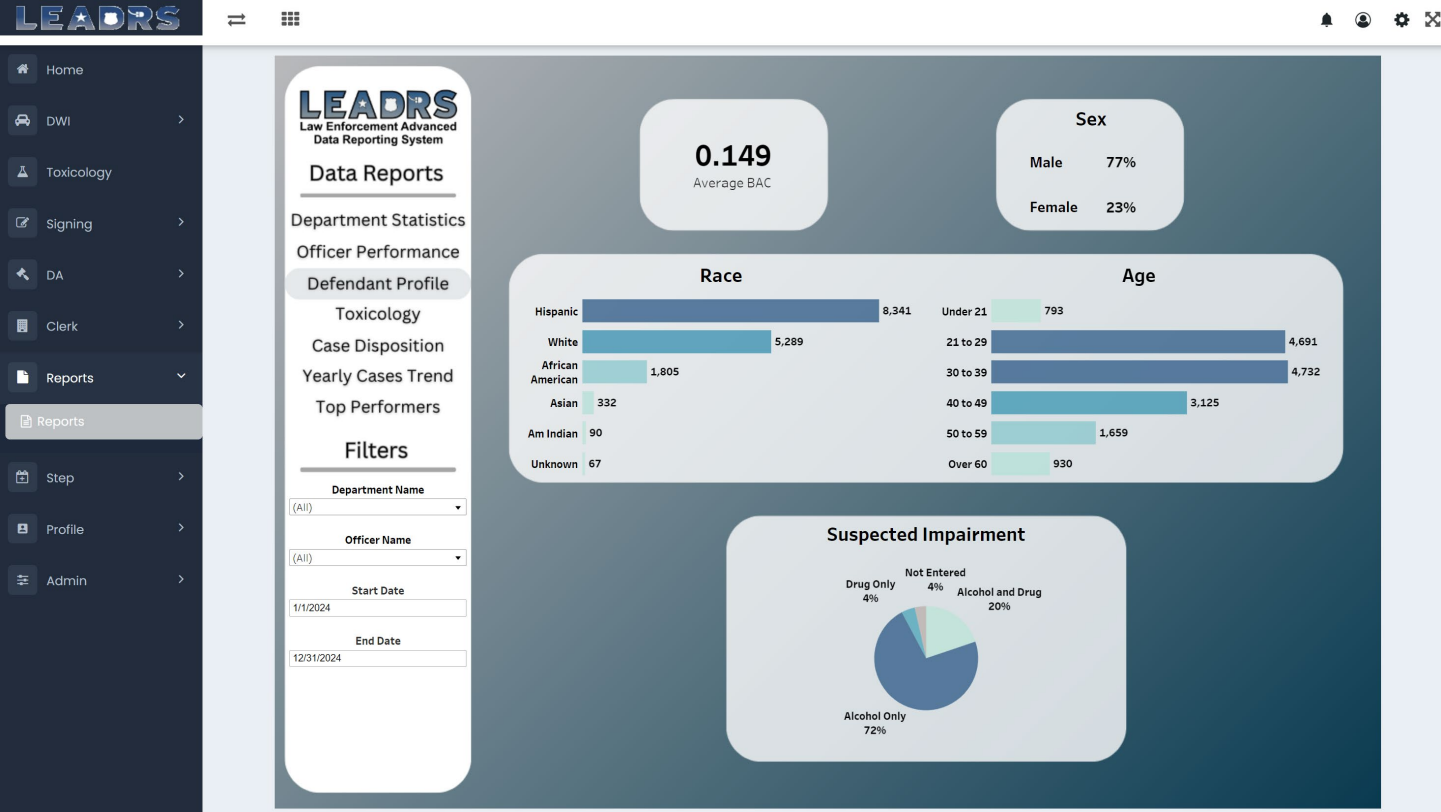
Varying speed 762

Turning with a wide radius or imprope.. 758

Type of Stop

Reactive 52%

Self-Initiated 48%



- LEADRS
- Home
- DWI
- Toxicology
- Signing
- DA
- Clerk
- Reports
- Step
- Profile
- Admin

LEADRS

Law Enforcement Advanced Data Reporting System

1.35%

Cases with Toxicology

0.149

Average BAC

Amphetamine (3)

Cocaine (4)

Methamphetamine (2)

CNS Stimulant

THC (4)

Cannabis

Citalopram (1)

Methocarbamol (1)

CNS Depressant

Fentanyl (1)

Narcotic Analgesics

LEADRS

Law Enforcement Advanced Data Reporting System

Data Reports

Department Statistics

Officer Performance

Defendant Profile

Toxicology

Case Disposition

Yearly Cases Trend

Top Performers

Filters

Department Name

(All)

Officer Name

(All)

Start Date

1/1/2024

End Date

12/31/2024

Suspected Impairment

Click Here For Complete data Reports

Not Entered 4%

Alcohol and Drug 20%

Alcohol Only 72%

Drug Only 4%

Toxicology Results

Home

DWI

Toxicology

Signing

DA

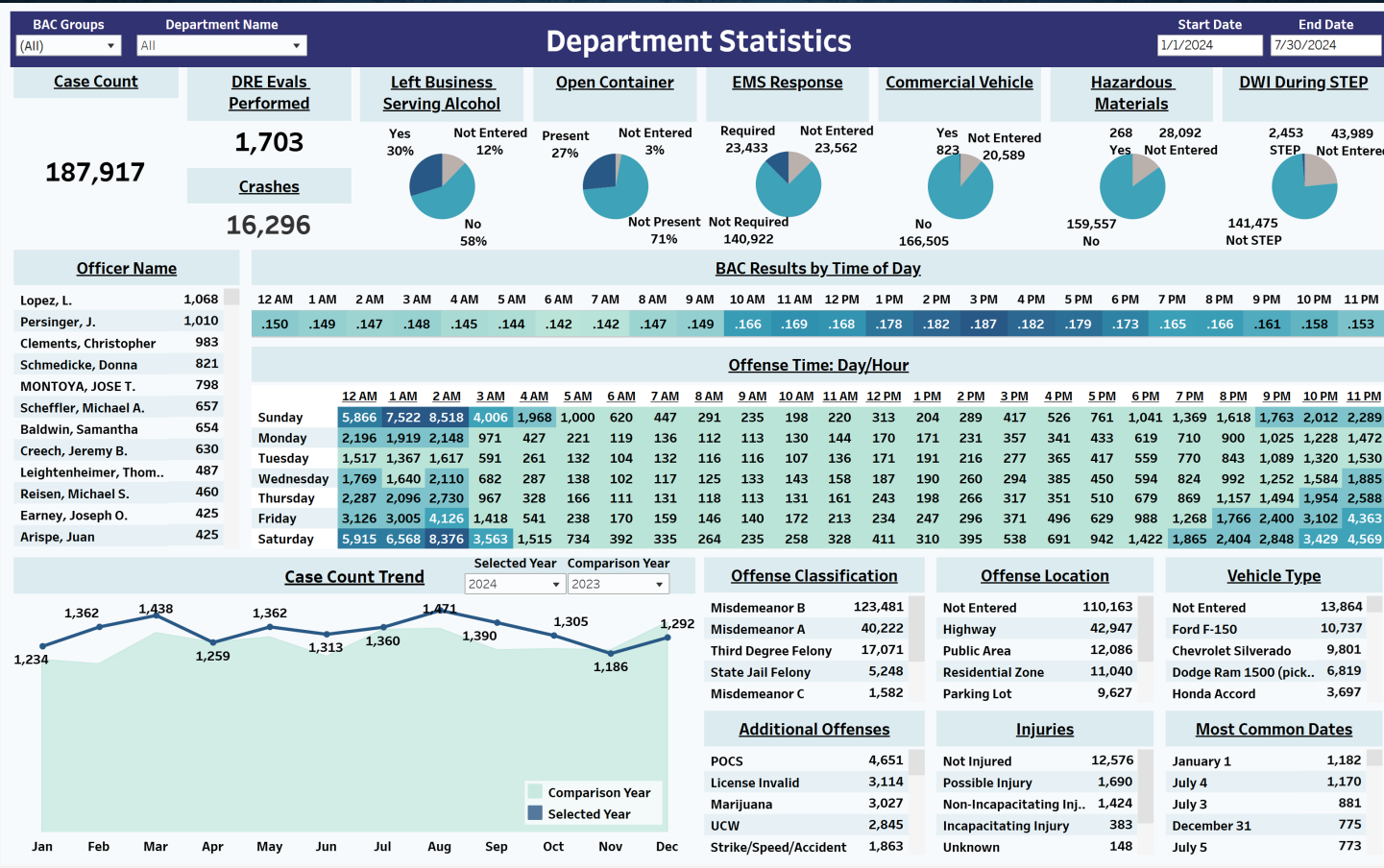
Clerk

Reports

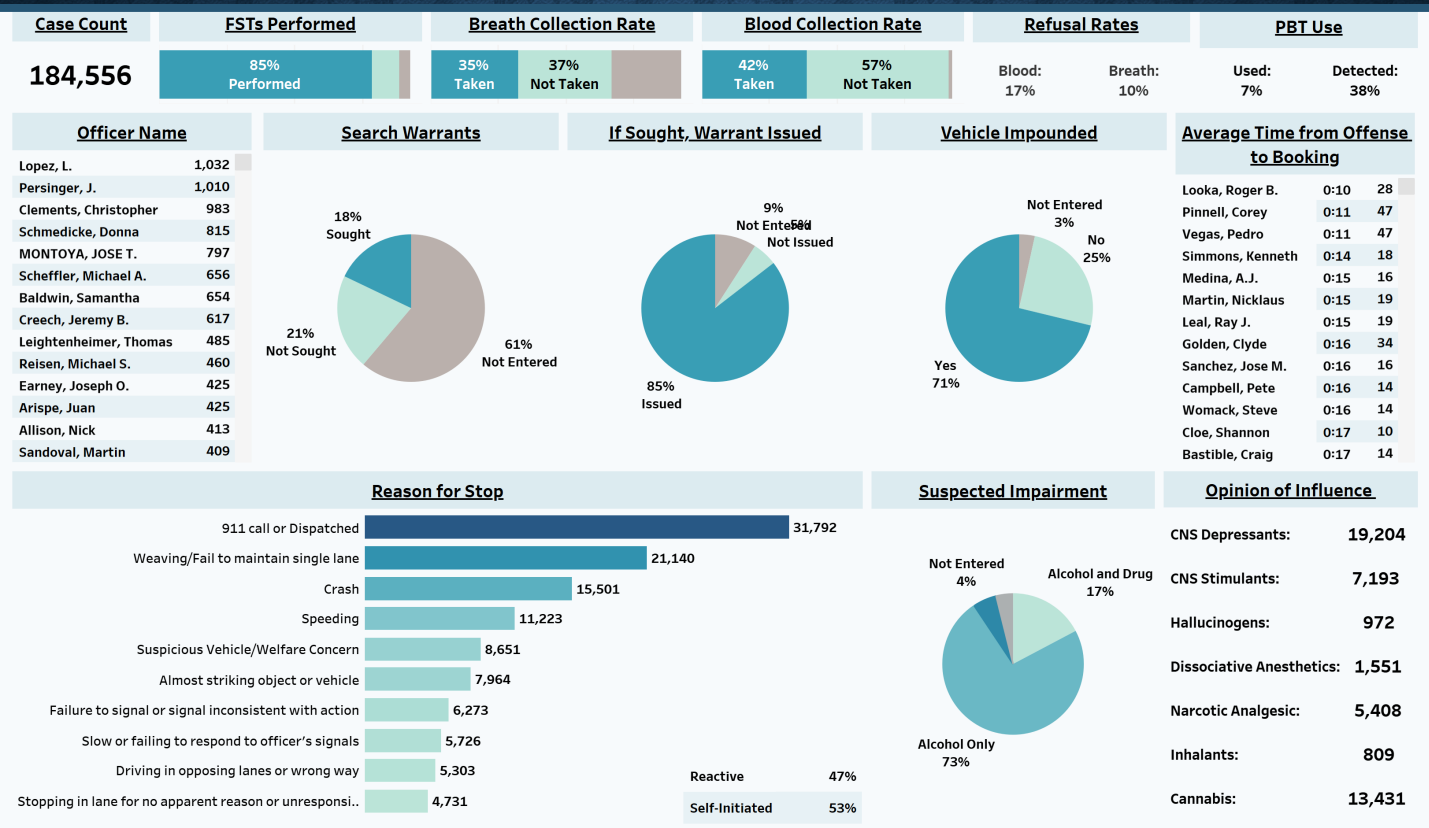
Step

Profile

Admin



Officer Stats

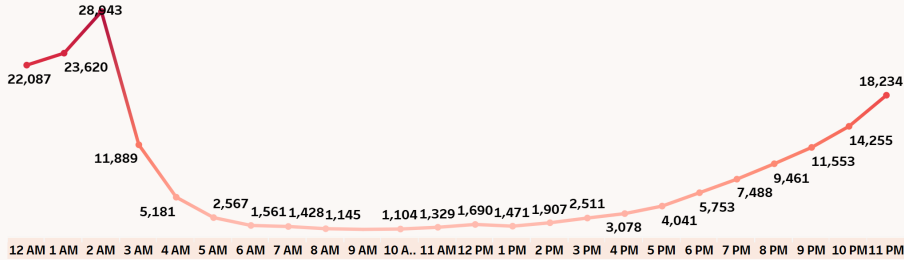


BAC Groups		Department Name		Stop Conditions																	Start Date		End Date			
(All)		All																			1/1/2006		4/19/2024			
Cases by Time of Day																										
12 AM	1 AM	2 AM	3 AM	4 AM	5 AM	6 AM	7 AM	8 AM	9 AM	10 AM	11 AM	12 PM	1 PM	2 PM	3 PM	4 PM	5 PM	6 PM	7 PM	8 PM	9 PM	10 PM	11 PM			
22,088	23,620	28,944	11,889	5,181	2,567	1,561	1,428	1,145	1,060	1,104	1,329	1,690	1,471	1,907	2,511	3,078	4,041	5,753	7,488	9,460	11,554	14,256	18,234			
Officer Name				Reason for Stop																						
Lopez, L.				1,019	911 call or Dispatched																		31,355			
Persinger, J.				1,010	Weaving/Fail to maintain single lane																		20,876			
Clements, Christopher				983	Crash																		15,206			
Schmedicke, Donna				813	Speeding																		11,069			
MONTOKA, JOSE T.				797	Suspicious Vehicle/Welfare Concern																		8,487			
Scheffler, Michael A.				656	Almost striking object or vehicle																		7,868			
Baldwin, Samantha				655	Failure to signal or signal inconsistent with action																		6,193			
Crech, Jeremy B.				616	Slow or failing to respond to officer's signals																		5,657			
Offense Location				Driving in opposing lanes or wrong way																			5,235			
Not Entered				109,329	Stopping in lane for no apparent reason or unresponsi..																		4,672			
Highway				40,742	Unnecessary acceleration or deceleration																		4,658			
Public Area				11,573	Requested by other officer																		4,413			
Residential Zone				10,563	Varying speed																		4,355			
Parking Lot				9,182	Turning with a wide radius or improper turn																		4,298			
Construction Zone				1,090	Ran stop sign/light																		3,723			
Park				210																			Reactive		47%	
School Zone				183																			Self-Initiated		53%	
Surface Description				Light Condition				Weather Description				Road Description				Road Surface										
Dry				159,490	Dark - Lighted				103,425	Clear				144,553	Straight, Level				102,009	Blacktop		110,739				
Wet				12,618	Dark - Not lighted				43,431	Cloudy				22,068	Straight, Grade				46,575	Concrete		60,706				
Not Entered				9,277	Daylight				25,406	Not Entered				7,490	Curve, Level				10,852	Not Entered		9,282				
Sand, Mud, Dirt				1,272	Raining				6,274	Incline				5,039	Other				2,815	Gravel		996				
Ice				358	Not Entered				7,485	Foggy				1,547	Curve, Grade				2,384	Straight, Hillcrest		2,284				
Muddy				156	High Winds				1,148																	
Standing Water				108																						

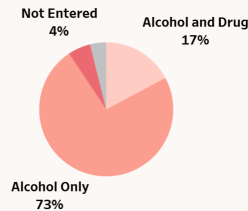
Defendant Information

Demographics

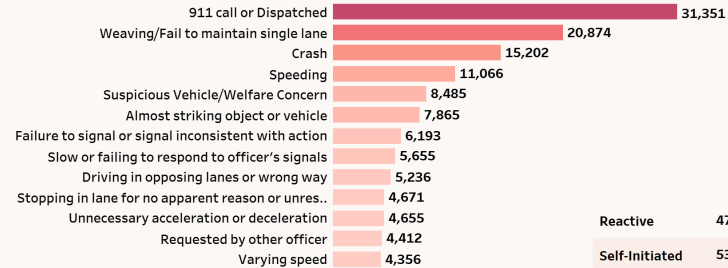
Case Count	Average BAC	Sex	Race	Age
183,356	0.152	Male 77% Female 23%	White 90,761 Hispanic 72,032 African Am.. 16,649 Asian 2,411 Unknown 879 Am Indian 455	Under 21 9,642 21 to 29 62,748 30 to 39 50,769 40 to 49 33,410 50 to 59 19,190 Over 60 7,470

Officer Name	Cases by Time of Day	Vehicle Profile
Lopez, L. 1,019	 <p>22,087 28,943 23,620 11,889 5,181 2,567 1,561 1,428 1,145 1,104 1,329 1,690 1,471 1,907 2,511 3,078 4,041 5,753 7,488 9,461 11,553 14,255 18,234</p>	Not Entered 13,673
Persinger, J. 1,010		Ford F-150 10,451
Clements, Christopher 983		Chevrolet Silverado 9,518
Schmedicke, Donna 812		Dodge Ram 1500 (pickup) 6,662
MONTOYA, JOSE T. 797		Honda Accord 3,610
Scheffler, Michael A. 656		General Motors Corp. Sier.. 3,482
Baldwin, Samantha 654		Nissan Altima 3,209
Creech, Jeremy B. 616		Honda Civic (and CRX) 3,038
Leightenheimer, Thomas 484		Toyota Camry 2,898
Reisen, Michael S. 460		Ford Mustang 2,852
Earney, Joseph O. 425		Chevrolet C/K 1500 2,807
Arisoe, Juan 425		Chevrolet Tahoe 2,674

Suspected Impairment



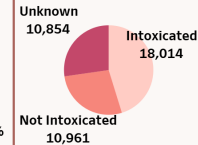
Reason for Stop



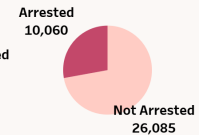
Reactive 47%
Self-Initiated 53%

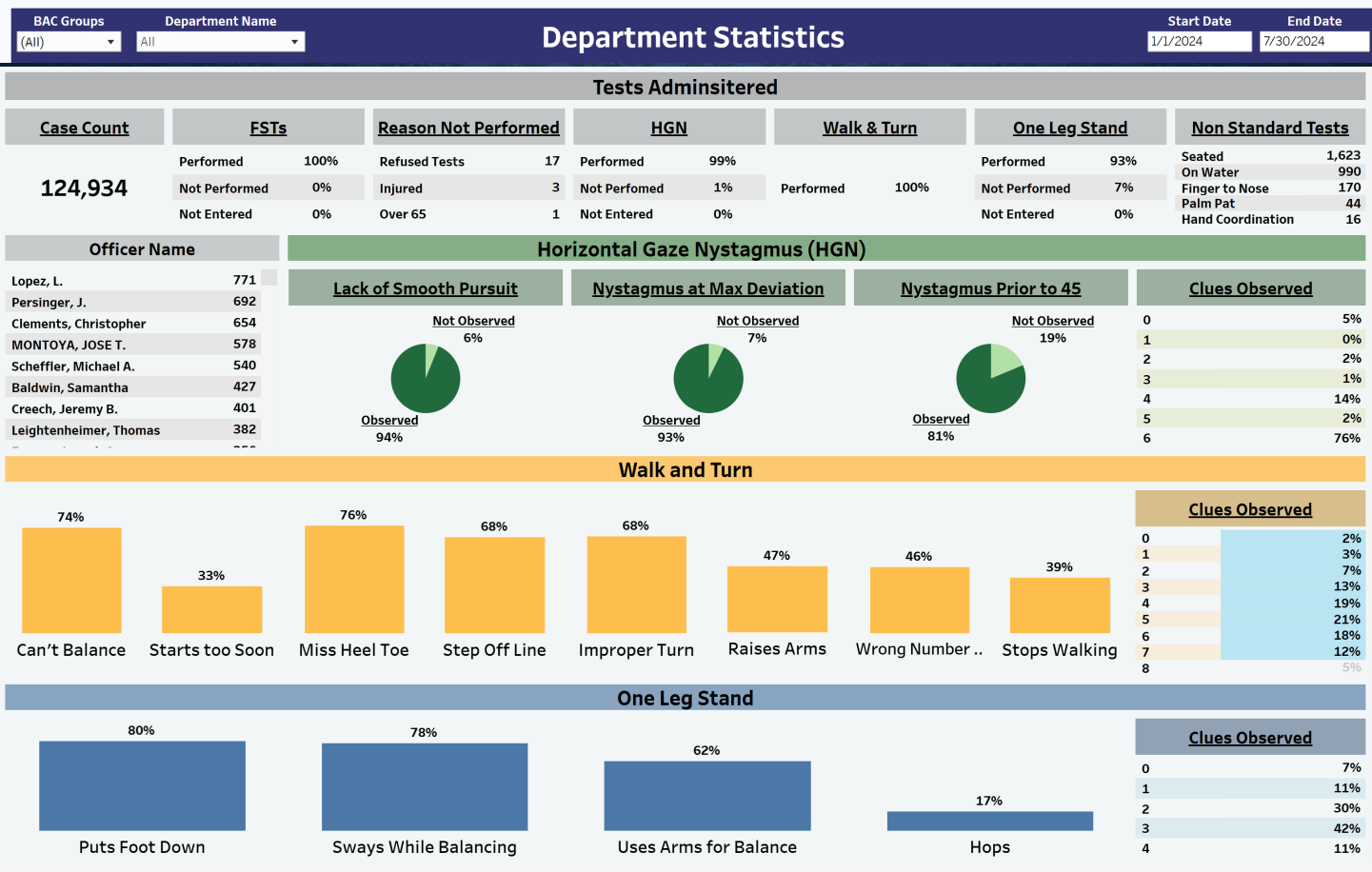
Passenger

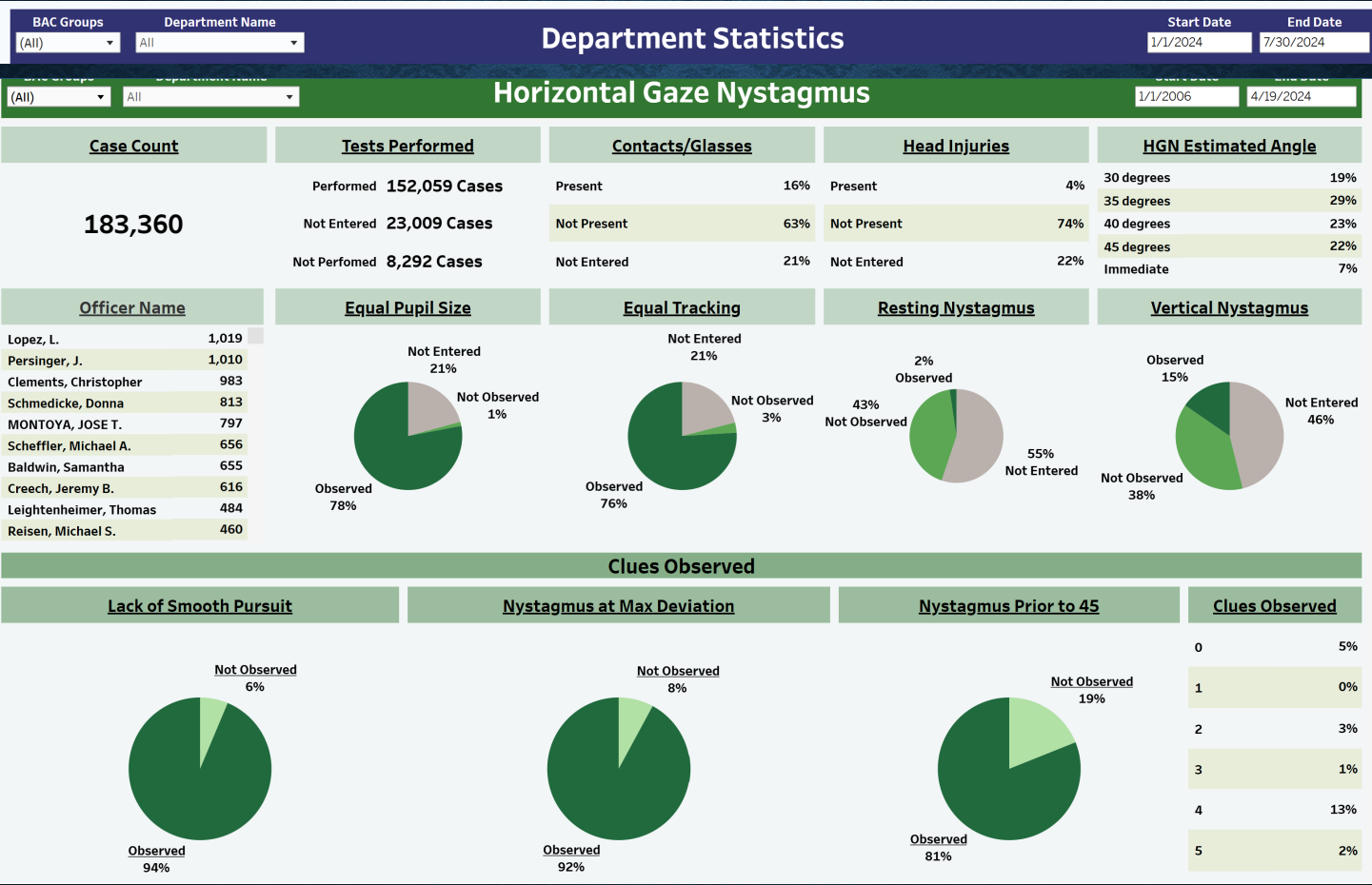
Intoxication



Arrested







Walk and Turn

Case Count

183,360

Tests Performed

Performed **131,437 Cases**

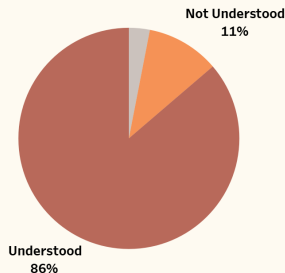
Not Entered **23,815 Cases**

Not Performed **28,108 Cases**

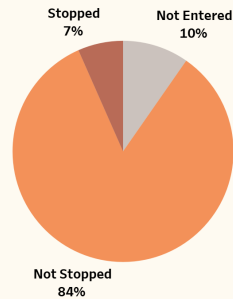
Officer Name

Lopez, L.	1,019
Persinger, J.	1,010
Clements, Christopher	983
Schmedicke, Donna	813
MONTOYA, JOSE T.	797
Scheffler, Michael A.	656
Baldwin, Samantha	655

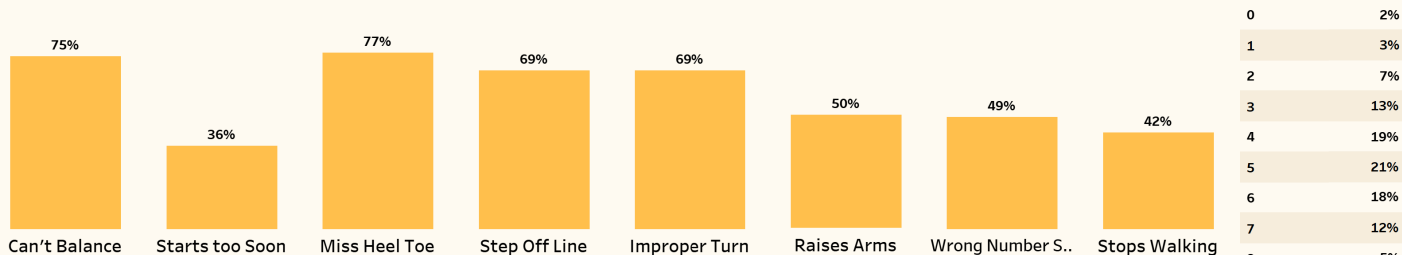
Walk and Turn Instructions Understood



Stopped for Safety or Unable to Perform



Clues Observed



One Leg Stand

Case Count

183,357

Tests Performed

Performed 124,780 Cases

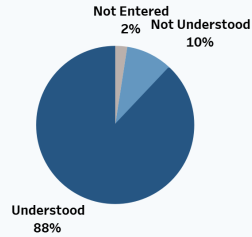
Not Entered 24,125 Cases

Not Performed 34,452 Cases

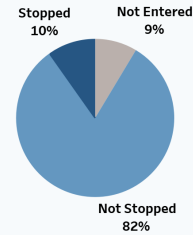
Officer Name

Lopez, L.	1,019
Persinger, J.	1,010
Clements, Christopher	983
Schmedicke, Donna	812
MONTOYA, JOSE T.	797
Scheffler, Michael A.	656
Baldwin, Samantha	654

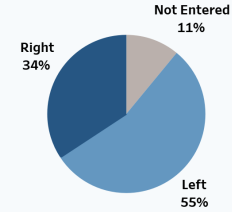
Instructions Understood



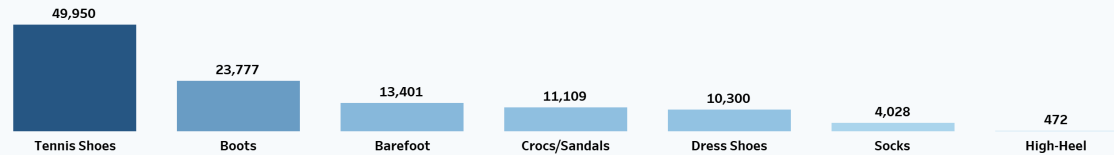
Stopped for Safety or Unable to Perform



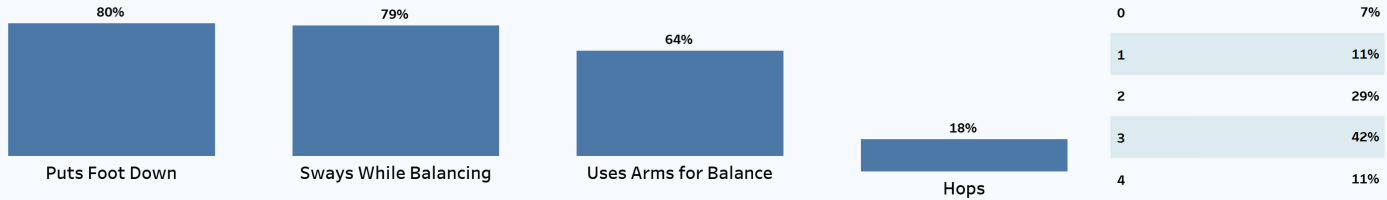
Stood On



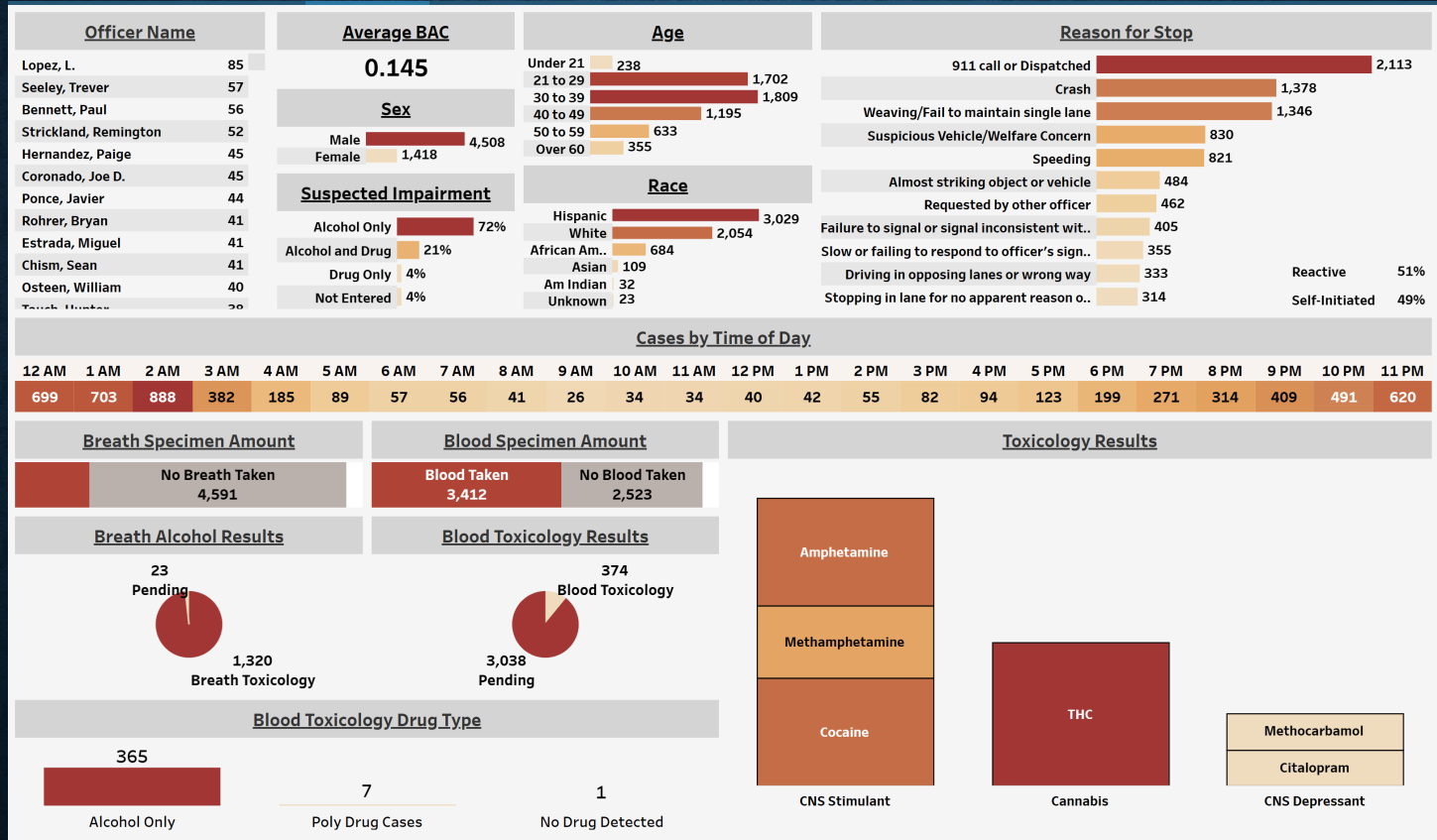
Footwear



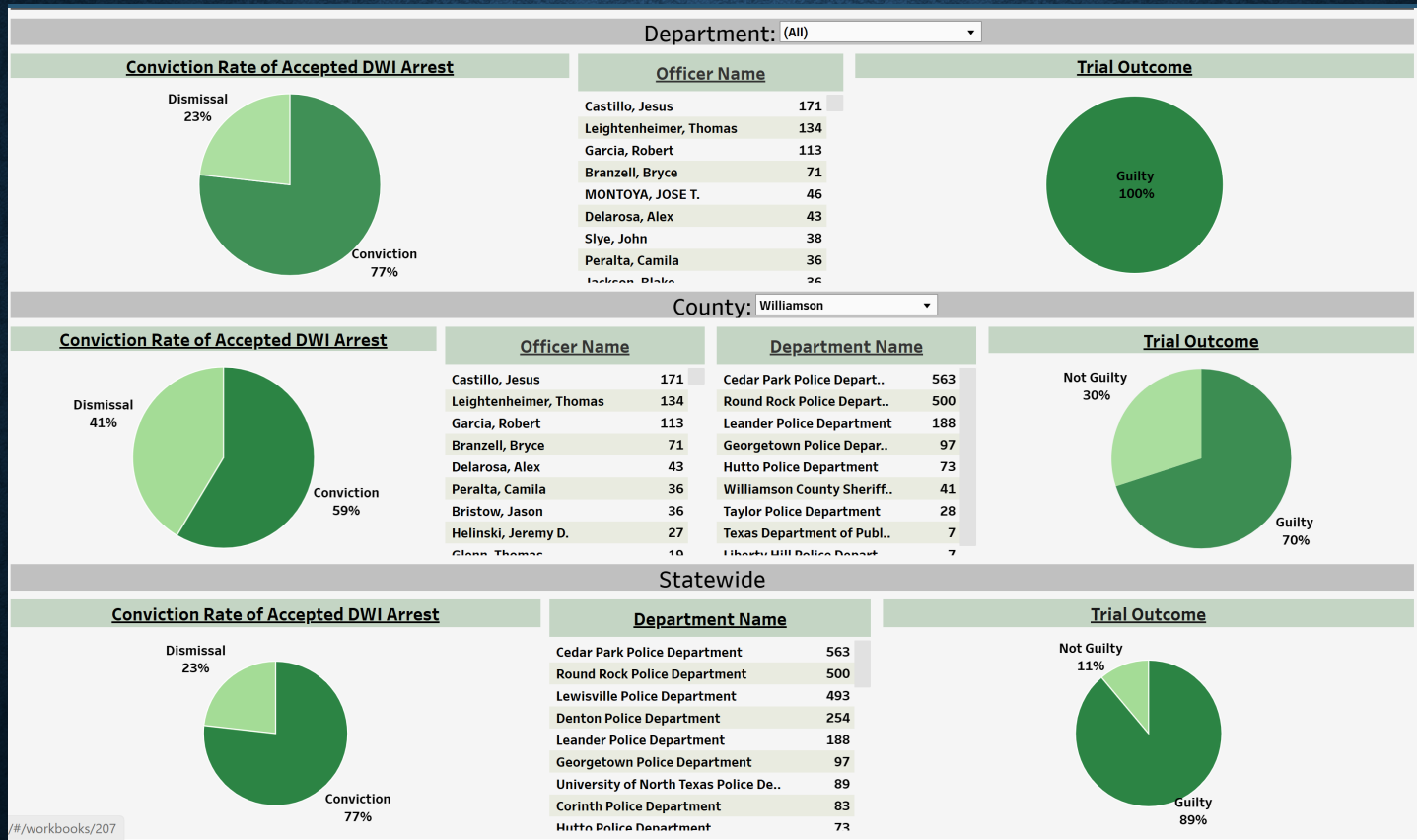
Clues Observed



Toxicology



DWI Case Disposition



Agency Comparison

Round Rock Police Department														Cedar Park Police Department																																																																																																																																																																																																																																																																																																																																																																																																																																																															
Case Count		DRE Performed		Crashes		EMS Response		Left Business		Case Count		DRE Performed		Crashes		EMS Response		Left Business																																																																																																																																																																																																																																																																																																																																																																																																																																																											
3,357		123		703		439		1,364		4,018		133		256		451		1,623																																																																																																																																																																																																																																																																																																																																																																																																																																																											
Sex		Age				Race				Sex		Age				Race																																																																																																																																																																																																																																																																																																																																																																																																																																																													
Male	2,428	Under 21	<div><div></div>134</div>			White	<div><div></div>1,417</div>			Male	2,839	Under 21	<div><div></div>200</div>			White	<div><div></div>2,778</div>																																																																																																																																																																																																																																																																																																																																																																																																																																																												
		21 to 29	<div><div></div>1,066</div>			Hispanic	<div><div></div>1,409</div>					30 to 39	<div><div></div>1,056</div>			African Am..	<div><div></div>431</div>			40 to 49	<div><div></div>642</div>			Asian	<div><div></div>59</div>			50 to 59	<div><div></div>336</div>			Am Indian	<div><div></div>21</div>			Female	925	Over 60	<div><div></div>122</div>			Unknown	<div><div></div>19</div>			Female	1,176	Over 60	<div><div></div>159</div>			Am Indian	<div><div></div>7</div>			Time of Day														Time of Day															12-2am	2-4am	4-6am	6-8am	8-10am	10-12p..	12-2pm	2-4pm	4-6pm	6-8pm	8-10pm	10-12a..		12-2am	2-4am	4-6am	6-8am	8-10am	10-12p..	12-2pm	2-4pm	4-6pm	6-8pm	8-10pm	10-12a..	Sun	201	178	44	23	12	4	6	16	25	47	73	70	Sun	239	245	42	9	3	9	7	15	23	50	55	77	Mon	88	48	16	5	2	8	1	14	22	26	32	68	Mon	94	64	14	4	4	4	9	13	13	20	49	62	Tue	52	36	3	7	8	3	4	9	16	24	35	69	Tue	94	66	9	2	7	3	6	13	7	42	59	60	Wed	72	37	8	9	3	3	7	6	13	28	46	88	Wed	86	66	10	8	10	8	8	17	17	34	54	89	Thu	102	66	6	9	4	7	7	12	15	32	52	92	Thu	148	138	8	8	6	13	9	14	17	43	59	98	Fri	108	66	9	6	3	3	12	13	28	57	88	137	Fri	160	124	9	5	7	6	17	15	26	48	77	140	Sat	235	182	38	13	6	5	7	22	41	52	77	130	Sat	276	252	33	17	6	16	14	29	24	58	82	117	FST Rate		Breath Rate		Blood Rate		Reason for Stop		FST Rate		Breath Rate		Blood Rate		Reason for Stop		89%		37%		40%		911 call or Dispatched		994		91%		47%		35%		911 call or Dispatched		794								Crash		703								Weaving/Fail to maintain si..		527		Breath Refusal		Blood Refusal		Search Warrant Sought		Weaving/Fail to maintain ..		666		Breath Refusal		Blood Refusal		Search Warrant Sought		Other:		316		37%		39%		39%		Suspicious Vehicle/Welfar..		454		25%		25%		21%		Speeding		311								Speeding		334								Crash		256		Average BAC		Average Booking Time		Almost striking object or ..		313		Average BAC		Average BAC		Average Booking Time		Almost striking object or ve..		208		0.145		2:11		Failure to signal or signal ..		217		0.149		0.145		2:26		Failure to signal or signal in..		151						Other:		212								Suspicious Vehicle/Welfare..		148	
		30 to 39	<div><div></div>1,056</div>			African Am..	<div><div></div>431</div>					40 to 49	<div><div></div>642</div>			Asian	<div><div></div>59</div>			50 to 59	<div><div></div>336</div>			Am Indian	<div><div></div>21</div>			Female	925	Over 60	<div><div></div>122</div>			Unknown	<div><div></div>19</div>			Female	1,176	Over 60	<div><div></div>159</div>			Am Indian	<div><div></div>7</div>			Time of Day														Time of Day															12-2am	2-4am	4-6am	6-8am	8-10am	10-12p..	12-2pm	2-4pm	4-6pm	6-8pm	8-10pm	10-12a..		12-2am	2-4am	4-6am	6-8am	8-10am	10-12p..	12-2pm	2-4pm	4-6pm	6-8pm	8-10pm	10-12a..	Sun	201	178	44	23	12	4	6	16	25	47	73	70	Sun	239	245	42	9	3	9	7	15	23	50	55	77	Mon	88	48	16	5	2	8	1	14	22	26	32	68	Mon	94	64	14	4	4	4	9	13	13	20	49	62	Tue	52	36	3	7	8	3	4	9	16	24	35	69	Tue	94	66	9	2	7	3	6	13	7	42	59	60	Wed	72	37	8	9	3	3	7	6	13	28	46	88	Wed	86	66	10	8	10	8	8	17	17	34	54	89	Thu	102	66	6	9	4	7	7	12	15	32	52	92	Thu	148	138	8	8	6	13	9	14	17	43	59	98	Fri	108	66	9	6	3	3	12	13	28	57	88	137	Fri	160	124	9	5	7	6	17	15	26	48	77	140	Sat	235	182	38	13	6	5	7	22	41	52	77	130	Sat	276	252	33	17	6	16	14	29	24	58	82	117	FST Rate		Breath Rate		Blood Rate		Reason for Stop		FST Rate		Breath Rate		Blood Rate		Reason for Stop		89%		37%		40%		911 call or Dispatched		994		91%		47%		35%		911 call or Dispatched		794								Crash		703								Weaving/Fail to maintain si..		527		Breath Refusal		Blood Refusal		Search Warrant Sought		Weaving/Fail to maintain ..		666		Breath Refusal		Blood Refusal		Search Warrant Sought		Other:		316		37%		39%		39%		Suspicious Vehicle/Welfar..		454		25%		25%		21%		Speeding		311								Speeding		334								Crash		256		Average BAC		Average Booking Time		Almost striking object or ..		313		Average BAC		Average BAC		Average Booking Time		Almost striking object or ve..		208		0.145		2:11		Failure to signal or signal ..		217		0.149		0.145		2:26		Failure to signal or signal in..		151						Other:		212								Suspicious Vehicle/Welfare..		148									
		40 to 49	<div><div></div>642</div>			Asian	<div><div></div>59</div>					50 to 59	<div><div></div>336</div>			Am Indian	<div><div></div>21</div>			Female	925	Over 60	<div><div></div>122</div>			Unknown	<div><div></div>19</div>			Female	1,176	Over 60	<div><div></div>159</div>			Am Indian	<div><div></div>7</div>			Time of Day														Time of Day															12-2am	2-4am	4-6am	6-8am	8-10am	10-12p..	12-2pm	2-4pm	4-6pm	6-8pm	8-10pm	10-12a..		12-2am	2-4am	4-6am	6-8am	8-10am	10-12p..	12-2pm	2-4pm	4-6pm	6-8pm	8-10pm	10-12a..	Sun	201	178	44	23	12	4	6	16	25	47	73	70	Sun	239	245	42	9	3	9	7	15	23	50	55	77	Mon	88	48	16	5	2	8	1	14	22	26	32	68	Mon	94	64	14	4	4	4	9	13	13	20	49	62	Tue	52	36	3	7	8	3	4	9	16	24	35	69	Tue	94	66	9	2	7	3	6	13	7	42	59	60	Wed	72	37	8	9	3	3	7	6	13	28	46	88	Wed	86	66	10	8	10	8	8	17	17	34	54	89	Thu	102	66	6	9	4	7	7	12	15	32	52	92	Thu	148	138	8	8	6	13	9	14	17	43	59	98	Fri	108	66	9	6	3	3	12	13	28	57	88	137	Fri	160	124	9	5	7	6	17	15	26	48	77	140	Sat	235	182	38	13	6	5	7	22	41	52	77	130	Sat	276	252	33	17	6	16	14	29	24	58	82	117	FST Rate		Breath Rate		Blood Rate		Reason for Stop		FST Rate		Breath Rate		Blood Rate		Reason for Stop		89%		37%		40%		911 call or Dispatched		994		91%		47%		35%		911 call or Dispatched		794								Crash		703								Weaving/Fail to maintain si..		527		Breath Refusal		Blood Refusal		Search Warrant Sought		Weaving/Fail to maintain ..		666		Breath Refusal		Blood Refusal		Search Warrant Sought		Other:		316		37%		39%		39%		Suspicious Vehicle/Welfar..		454		25%		25%		21%		Speeding		311								Speeding		334								Crash		256		Average BAC		Average Booking Time		Almost striking object or ..		313		Average BAC		Average BAC		Average Booking Time		Almost striking object or ve..		208		0.145		2:11		Failure to signal or signal ..		217		0.149		0.145		2:26		Failure to signal or signal in..		151						Other:		212								Suspicious Vehicle/Welfare..		148																	
		50 to 59	<div><div></div>336</div>			Am Indian	<div><div></div>21</div>																																																																																																																																																																																																																																																																																																																																																																																																																																																																						
Female	925	Over 60	<div><div></div>122</div>			Unknown	<div><div></div>19</div>			Female	1,176	Over 60	<div><div></div>159</div>			Am Indian	<div><div></div>7</div>																																																																																																																																																																																																																																																																																																																																																																																																																																																												
Time of Day														Time of Day																																																																																																																																																																																																																																																																																																																																																																																																																																																															
	12-2am	2-4am	4-6am	6-8am	8-10am	10-12p..	12-2pm	2-4pm	4-6pm	6-8pm	8-10pm	10-12a..		12-2am	2-4am	4-6am	6-8am	8-10am	10-12p..	12-2pm	2-4pm	4-6pm	6-8pm	8-10pm	10-12a..																																																																																																																																																																																																																																																																																																																																																																																																																																																				
Sun	201	178	44	23	12	4	6	16	25	47	73	70	Sun	239	245	42	9	3	9	7	15	23	50	55	77																																																																																																																																																																																																																																																																																																																																																																																																																																																				
Mon	88	48	16	5	2	8	1	14	22	26	32	68	Mon	94	64	14	4	4	4	9	13	13	20	49	62																																																																																																																																																																																																																																																																																																																																																																																																																																																				
Tue	52	36	3	7	8	3	4	9	16	24	35	69	Tue	94	66	9	2	7	3	6	13	7	42	59	60																																																																																																																																																																																																																																																																																																																																																																																																																																																				
Wed	72	37	8	9	3	3	7	6	13	28	46	88	Wed	86	66	10	8	10	8	8	17	17	34	54	89																																																																																																																																																																																																																																																																																																																																																																																																																																																				
Thu	102	66	6	9	4	7	7	12	15	32	52	92	Thu	148	138	8	8	6	13	9	14	17	43	59	98																																																																																																																																																																																																																																																																																																																																																																																																																																																				
Fri	108	66	9	6	3	3	12	13	28	57	88	137	Fri	160	124	9	5	7	6	17	15	26	48	77	140																																																																																																																																																																																																																																																																																																																																																																																																																																																				
Sat	235	182	38	13	6	5	7	22	41	52	77	130	Sat	276	252	33	17	6	16	14	29	24	58	82	117																																																																																																																																																																																																																																																																																																																																																																																																																																																				
FST Rate		Breath Rate		Blood Rate		Reason for Stop		FST Rate		Breath Rate		Blood Rate		Reason for Stop																																																																																																																																																																																																																																																																																																																																																																																																																																																															
89%		37%		40%		911 call or Dispatched		994		91%		47%		35%		911 call or Dispatched		794																																																																																																																																																																																																																																																																																																																																																																																																																																																											
						Crash		703								Weaving/Fail to maintain si..		527																																																																																																																																																																																																																																																																																																																																																																																																																																																											
Breath Refusal		Blood Refusal		Search Warrant Sought		Weaving/Fail to maintain ..		666		Breath Refusal		Blood Refusal		Search Warrant Sought		Other:		316																																																																																																																																																																																																																																																																																																																																																																																																																																																											
37%		39%		39%		Suspicious Vehicle/Welfar..		454		25%		25%		21%		Speeding		311																																																																																																																																																																																																																																																																																																																																																																																																																																																											
						Speeding		334								Crash		256																																																																																																																																																																																																																																																																																																																																																																																																																																																											
Average BAC		Average Booking Time		Almost striking object or ..		313		Average BAC		Average BAC		Average Booking Time		Almost striking object or ve..		208																																																																																																																																																																																																																																																																																																																																																																																																																																																													
0.145		2:11		Failure to signal or signal ..		217		0.149		0.145		2:26		Failure to signal or signal in..		151																																																																																																																																																																																																																																																																																																																																																																																																																																																													
				Other:		212								Suspicious Vehicle/Welfare..		148																																																																																																																																																																																																																																																																																																																																																																																																																																																													

LEADERS

Law Enforcement
Advanced
DWI Data Reporting System



DRE Field
Certifications Data

Total Certifications:
1,188

Evaluator

Lopez, Luis	22	Vincent, Mark	266
Williams	17	Musil, Ryan	73
Hamilton, Quincy	13	Murphy, David	71
Trevino, Lauren	12	Hoover, Richard	69
Parker, Christian	12	Foulke, Scott	68
Kirksey, Austin	12	Axtom, Scott	65
Garcia	12	White, Gary	51
Cordero	12	Ivey, Byron	49
Sanchez	11	Foster, Robert	48
Lenderman, Tyler	11	Latham, Sasha	45
Jonker, David	11	Luther, David	39
Dingrando, Matthew	11	Jackson, Jimmy	37
Desai, Spandan	11	Gresham, Stephen	33
Rodriguez	10	Green, Shawn	28
Jones, Zachary	10	Dusek, Matt	25
Gregory, Erin	10	Salaz, James	23
Galloway, Austin	10	Corral, Salvador	22
Chaney, Brandon	10	Ferguson, Mark	20
Tejada, Emilio	9	Lillibridge, Phil	17
Shick, Ryan	9	Creach, Jeremy	17
Van Buren	7	Cotter, Susan	16
Knight, Daniel	7	Burres, Steve	15
Hernandez	7	Lockridge, William	14

DRE Instructor

Vincent, Mark	266
Musil, Ryan	73
Murphy, David	71
Hoover, Richard	69
Foulke, Scott	68
Axtom, Scott	65
White, Gary	51
Ivey, Byron	49
Foster, Robert	48
Latham, Sasha	45
Luther, David	39
Jackson, Jimmy	37
Gresham, Stephen	33
Green, Shawn	28
Dusek, Matt	25
Salaz, James	23
Corral, Salvador	22
Ferguson, Mark	20
Lillibridge, Phil	17
Creach, Jeremy	17
Cotter, Susan	16
Burres, Steve	15
Lockridge, William	14

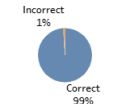
DRE Field Certifications

Monday	Tuesday	Wednesday	Thursday	Friday	Saturday
12%	25%	25%	18%	17%	3%
0800-1200		1200-1600	1600-2000		2000-0000
10%		20%	46%		24%

Top Drug Combinations

Marijuana, Methamphetamines	175
Marijuana, Methamphetamines, Opiates	72
Benzodiazepines, Marijuana, Methamphetamines	61

DRE Opinion



Number of Drugs

1	20%
2	31%
3	32%
4	14%
5	4%
6	0%
7	0%

Location

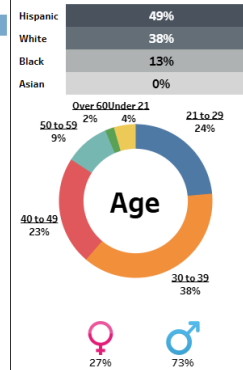
Harris County JPC	453
Bexar County Jail	453
San Antonio CMAG	157
El Paso County Jail	118
Tarrant County Jail	7

Poly Drug Use: 79%

Field Certification Date

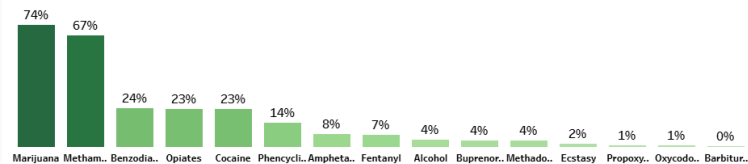
(All)

Subject Demographics

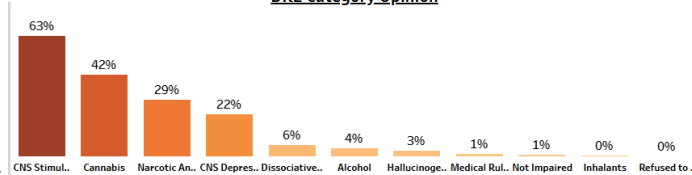


LEADRS
Law Enforcement Advanced
Data Reporting System

Toxicology Results



DRE Category Opinion



LEADERS

Law Enforcement
Advanced
DWI Data Reporting System



DRE Evaluations Data



788

Evaluations

Filters

DRE Name

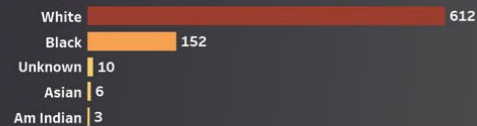
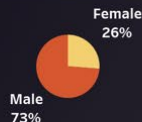
Department

Offense County

Tox Result

Date

DRE Statistics



Notification Method



377

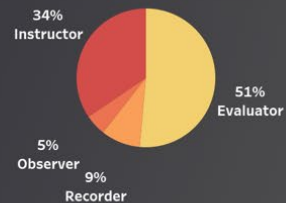
Crashes

Fatalities: 3

Injuries: 17

Property: 64

DRE Role



Evaluations by Date/Time

	0	1	2	3	4	5	7	8	9	10	11	12	13	14	15	16	17	18	19	20	21	22	23
Sunday	11	13	13	8	3	2					1	1	4	1	1	1	1	1	1	1		1	1
Monday	6	7	4	1	2	2			4	4	2	5	4	1	3	3			3	5	2	4	2
Tuesday	2	2		1			1	4	2	1	4	4	1	4	7	8	7	5	5	8	3	3	2
Wednesday	3	2		1	1	1		1			3	5	5	9	7	8	6	2	8	3	2	7	9
Thursday	4	3	3	2	1	1		1			3	6	3	3	9	13	5	11	5	4	5	11	9
Friday	10	7	7	1	1	1		2	1	2	5	7	7	11	11	9	11	11	9	13	14	23	20
Saturday	14	18	6	4	2	1		1		2	5	6	5	3	7	8	10	12	8	10	12	11	17

Toxicology Rates

Blood

Requested: 86%

If Blood Requested

Provided: 66%

Taken: 26%

Refused: 29%

Urine

Requested: 72%

If Urine Requested

Provided: 94%

Refused: 6%



**Law Enforcement
Advanced
DWI Data Reporting System**

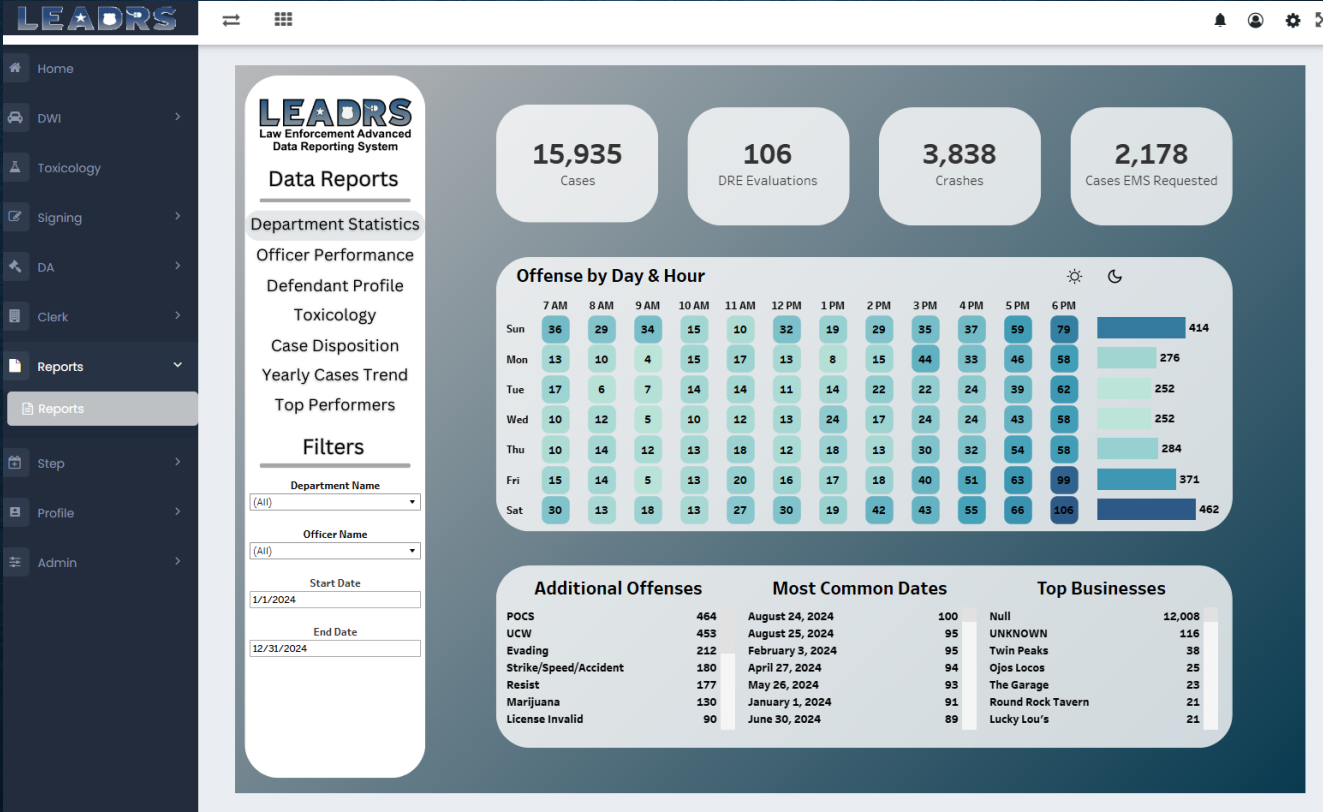
Lewisville PD

Data Deployment

LEADRS Specialist
Chris Clements
Former Assistant Chief Lewisville PD

DATA IN LEADRS CORE

- Deployment of resources – DWI unit, IDM days, special assignments
- Problem locations – nuisance abatement
- Officer performance/supervision



🏠 Home

🚗 DWI >

👤 Toxicology

📝 Signing >

🔍 DA >

👔 Clerk >

📁 Reports ▾

📁 Reports

📅 Step >

👤 Profile >

⚙️ Admin >

LEADRS
Law Enforcement Advanced
Data Reporting System

Data Reports

Department Statistics

Officer Performance

Defendant Profile

Toxicology

Case Disposition

Yearly Cases Trend

Top Performers

Filters

Department Name

(All)

Officer Name

(All)

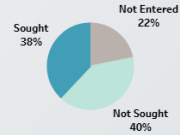
Start Date

1/1/2024

End Date

12/31/2024

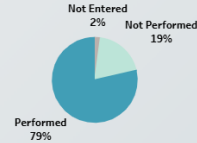
Search Warrants



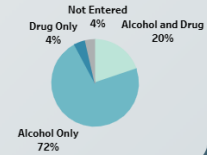
15,935

Cases

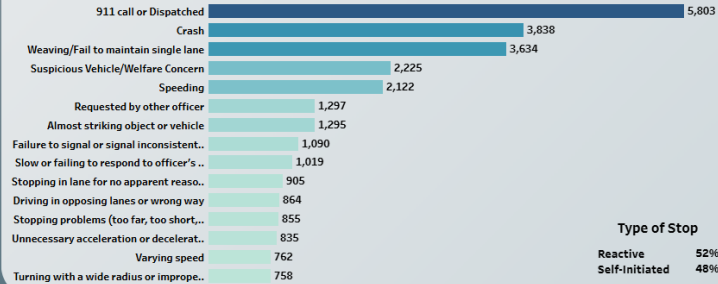
FSTs Performed



Suspected Impairment



Reason for Stop

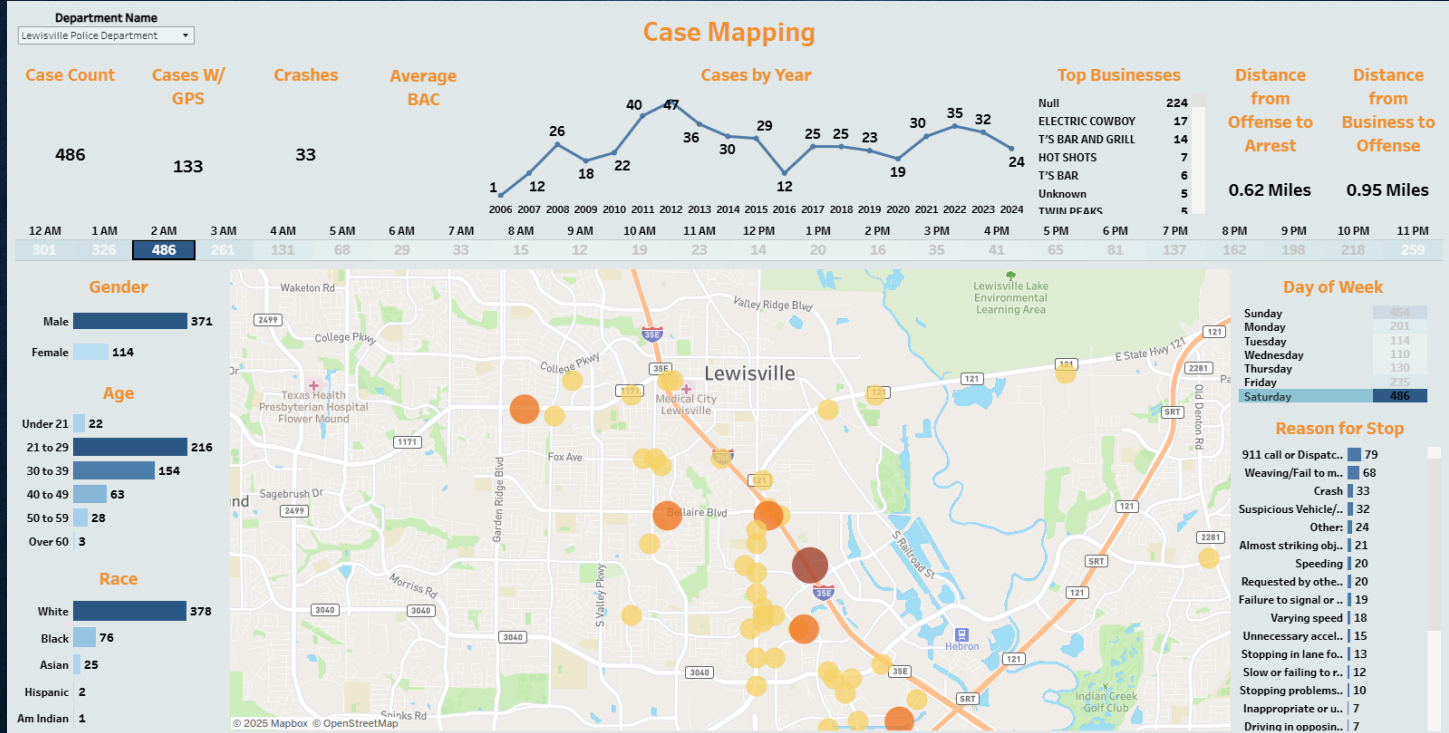


Type of Stop

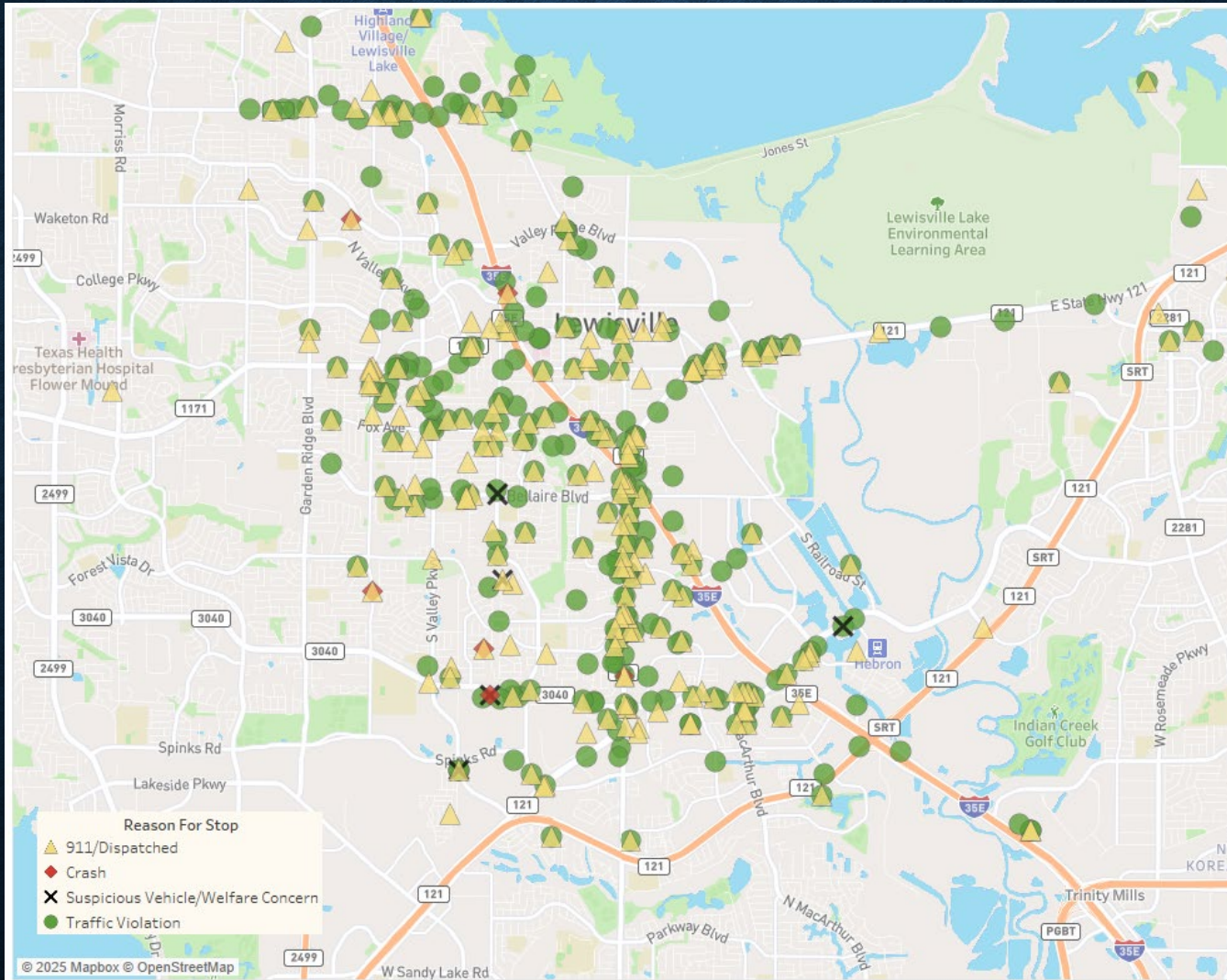
Type of Stop	Percentage
Reactive	52%
Self-initiated	48%

MAPPING

- DDACTS agencies
- STEP – IDM agencies
- Integration with CRIS
- Filterable for agency needs



Saturdays at 2 am, 911 (dispatched) DWI calls





Statewide DUI Database

No longer allowing 254 'Initial DUIs'



March 25, 2025

Statewide Impaired Driving Task Forces

“Many of the strategies, laws, and countermeasures available to address the problem of impaired driving in the United States reside at the State and community levels. This is where the laws are enacted, applied, and enforced; where programs are implemented; and where changes can be realized. State and community leaders need a way to assess the local problem, document the systems in place to deal with the problem, and make recommendations for improvement. Impaired-Driving Task Forces provide that mechanism.”

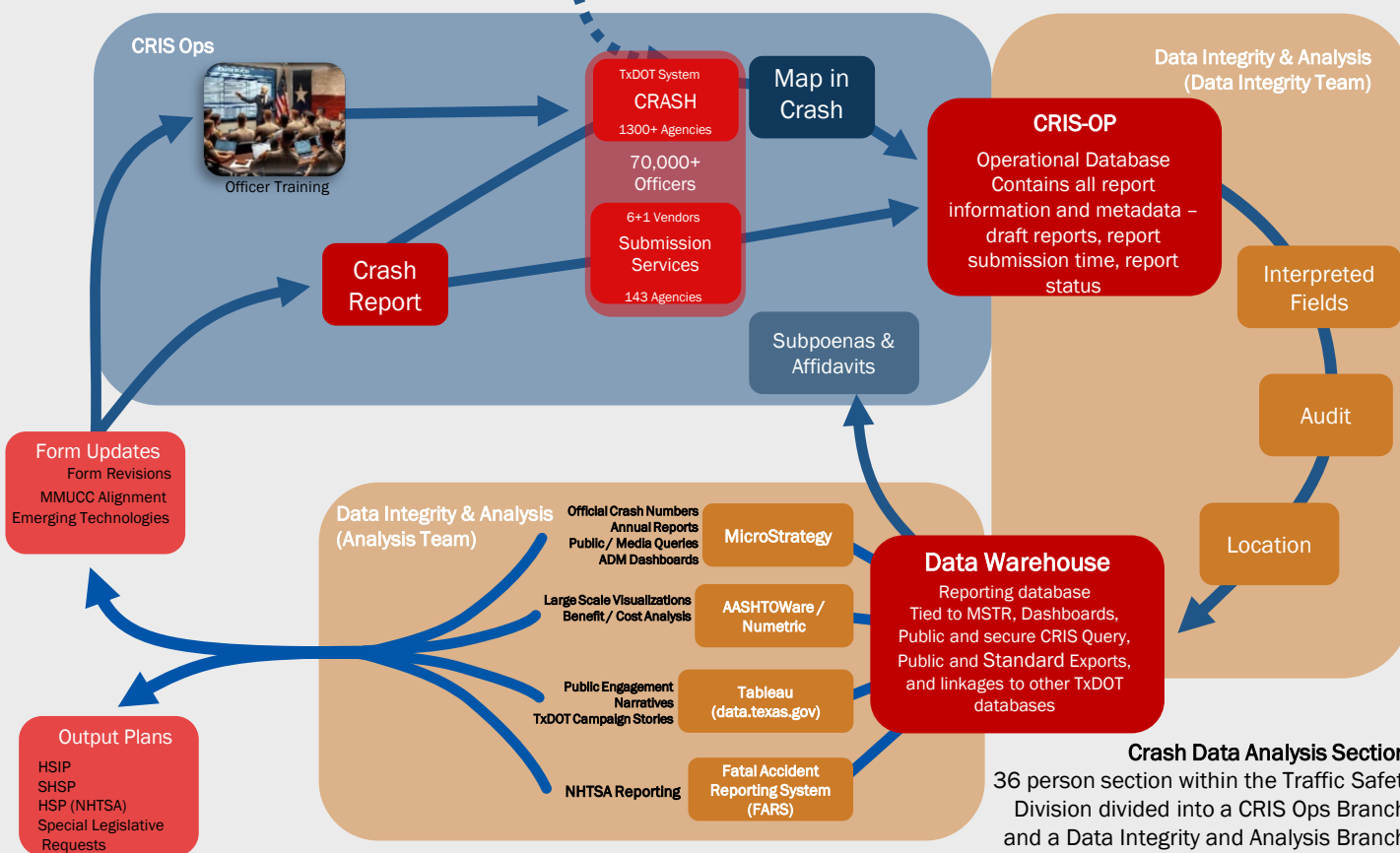
-NHTSA (2009)

Where do we begin?

Texas has 254 counties, 25 TxDOT districts, 6 DPS regions, and thousands of law enforcement agencies across the state.

- There is no central database to capture DUI arrests and charges across the state
- There IS a central repository for driver license restriction / revocation forms – this may be our entry point





Engineering: Improving the design, operation, and maintenance of roadways to enhance safety.

Enforcement: Ensure compliance with traffic laws and reduce dangerous behaviors on the roads.

Education: Raising traffic safety awareness and promoting safe driving behaviors.

Traffic Safety Division:

The Traffic Safety Division (TRF) is responsible for the engineering design of traffic control devices, roadway illumination, traffic signals, the review of traffic engineering-related aspects of construction plans, the collection of crash records and analysis of crash data

The Traffic Safety Division administers the Texas Traffic Safety Program, the Highway Safety Improvement Program (HSIP), the Texas Highway Safety Plan, the Texas Traffic Assessment Program, and the Fatality Analysis Reporting System. The division develops, publishes and distributes the Texas Manual on Uniform Traffic Control Devices, which is used by all road authorities in Texas.

Crash Data Analysis Section:

36 person section within the Traffic Safety Division divided into a CRIS Ops Branch, and a Data Integrity and Analysis Branch.

What does the DUI diagram look like?

Again, Texas has 254 counties, 25 TxDOT districts, 6 DPS regions, and thousands of law enforcement agencies across the state.

- How do we get the data into a format that is useful?
- ***Is*** there a way we can get all of this together?

Discussion

You are the SMEs in this arena

- What do we need to capture?
- Are there any special cases or issues in your county / district / region we need to know about?