

# ODESSA

## 2020-2022 ALCOHOL-IMPAIRED DRIVING CRASH DATA



**ODESSA RANKS #1**  
IN THE STATE\* **FOR THE MOST FATALITY AND SERIOUS INJURY CRASHES** caused by **ALCOHOL-IMPAIRED DRIVING.**

*\*Per 10,000 population, based on a 3-year average.*



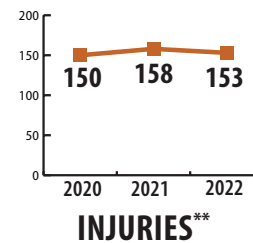
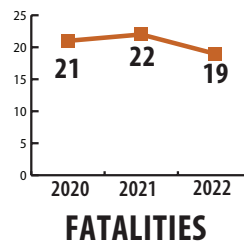
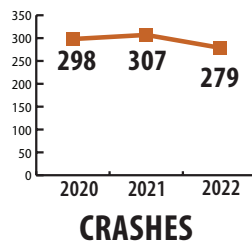
*\*\*Injuries include Suspected Serious Injuries, Suspected Minor Injuries and Possible Injuries.*

### What is an alcohol-impaired driving crash?

A crash where at least one driver with a blood alcohol concentration (BAC) greater than 0.00 g/dL, or had a contributing factor of “had been drinking” or “under the influence of alcohol.” This includes alcohol involvement, not drugs.



## ECTOR COUNTY SPECIFIC DATA



**AVERAGE BAC** OF DWI DRIVERS WITH KNOWN BAC TEST RESULTS **INVOLVED IN REPORTABLE MOTOR VEHICLE CRASHES, 2020-2022.**



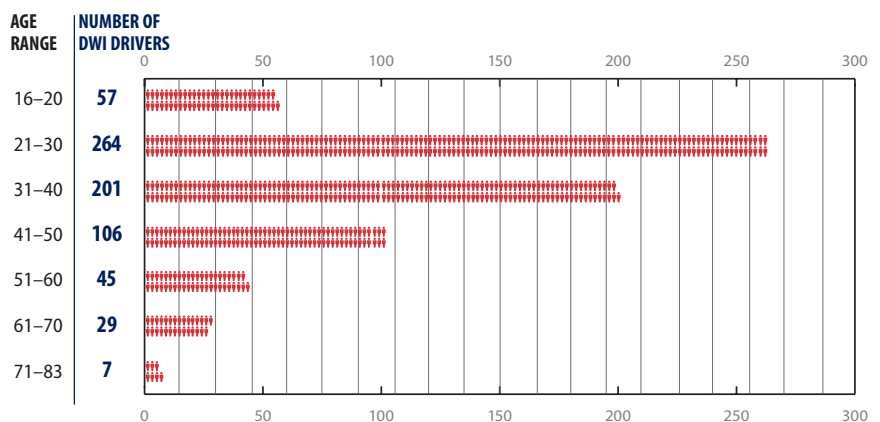
**Average: 0.169**

**Low: 0.01**

**High: 0.405**



**DWI DRIVERS WITH KNOWN BAC RESULTS** involved in reportable crashes, 2020-2022.



*Disclaimer: Information represents data collected from Texas Peace Officer's Crash Reports (CR-3) received and processed by the Texas Department of Transportation as of March 28, 2023.*

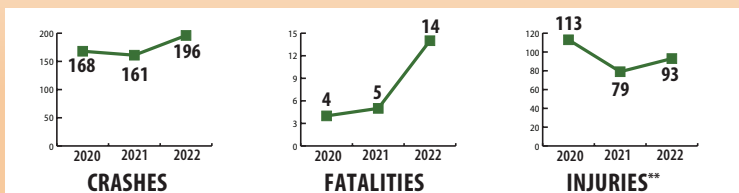
# MIDLAND

## 2020-2022 ALCOHOL-IMPAIRED DRIVING CRASH DATA



**MIDLAND RANKS #2**  
IN THE STATE\* **FOR THE MOST FATALITY AND SERIOUS INJURY CRASHES** caused by **ALCOHOL-IMPAIRED DRIVING.**

*\*Per 10,000 population, based on a 3-year average.*



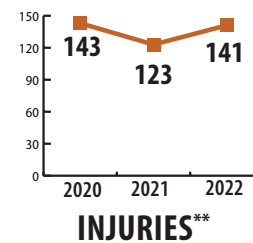
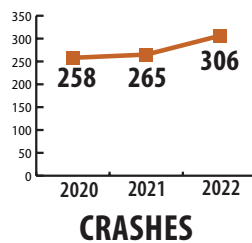
*\*\*Injuries include Suspected Serious Injuries, Suspected Minor Injuries and Possible Injuries.*

### What is an alcohol-impaired driving crash?

A crash where at least one driver with a blood alcohol concentration (BAC) greater than 0.00 g/dL, or had a contributing factor of “had been drinking” or “under the influence of alcohol.” This includes alcohol involvement, not drugs.



## MIDLAND COUNTY SPECIFIC DATA



**AVERAGE BAC** OF DWI DRIVERS WITH KNOWN BAC TEST RESULTS **INVOLVED IN REPORTABLE MOTOR VEHICLE CRASHES, 2020-2022.**



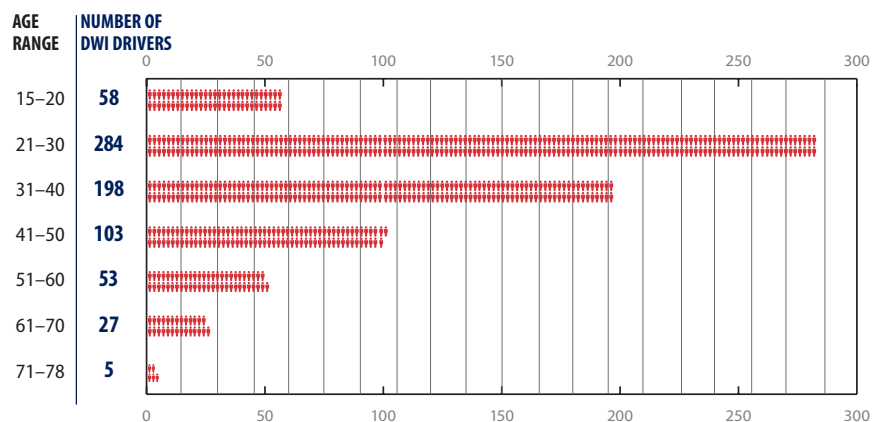
Average: **0.191**

Low: **0.04**

High: **0.377**



**DWI DRIVERS WITH KNOWN BAC RESULTS** involved in reportable crashes, 2020-2022.



*Disclaimer: Information represents data collected from Texas Peace Officer's Crash Reports (CR-3) received and processed by the Texas Department of Transportation as of March 28, 2023.*

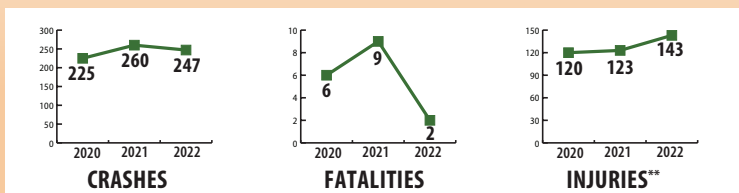
# AMARILLO

## 2020-2022 ALCOHOL-IMPAIRED DRIVING CRASH DATA



**AMARILLO RANKS #3**  
IN THE STATE\* **FOR THE MOST FATALITY AND SERIOUS INJURY CRASHES** caused by **ALCOHOL-IMPAIRED DRIVING.**

*\*Per 10,000 population, based on a 3-year average.*



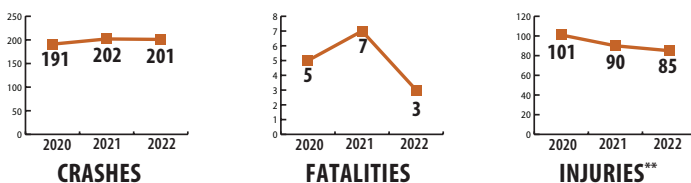
*\*\*Injuries include Suspected Serious Injuries, Suspected Minor Injuries and Possible Injuries.*

### What is an alcohol-impaired driving crash?

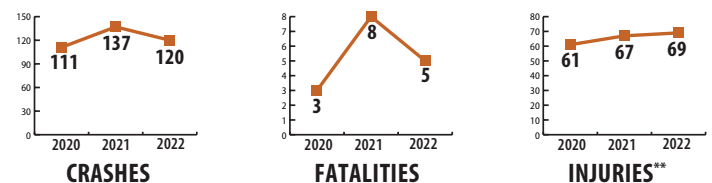
A crash where at least one driver with a blood alcohol concentration (BAC) greater than 0.00 g/dL, or had a contributing factor of “had been drinking” or “under the influence of alcohol.” This includes alcohol involvement, not drugs.



### POTTER COUNTY SPECIFIC DATA



### RANDALL COUNTY SPECIFIC DATA



**AVERAGE BAC** OF DWI DRIVERS WITH KNOWN BAC TEST RESULTS **INVOLVED IN REPORTABLE MOTOR VEHICLE CRASHES, 2020-2022.**



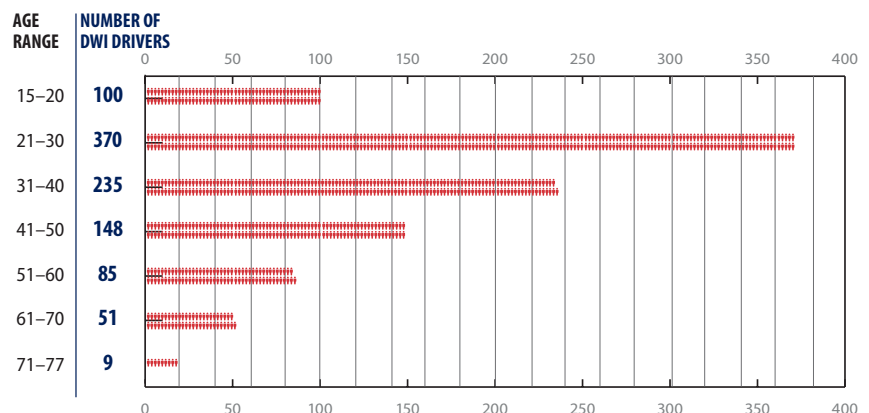
**Average: 0.2**

**Low: 0.01**

**High: 0.448**



**DWI DRIVERS WITH KNOWN BAC RESULTS** involved in reportable crashes, 2020-2022.



*Disclaimer: Information represents data collected from Texas Peace Officer's Crash Reports (CR-3) received and processed by the Texas Department of Transportation as of March 28, 2023.*



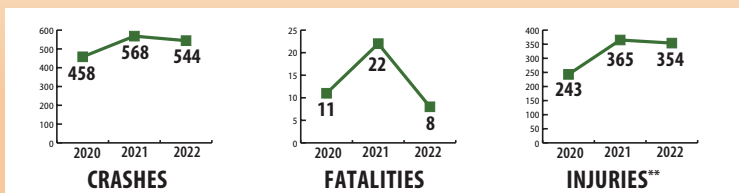
# ARLINGTON

## 2020-2022 ALCOHOL-IMPAIRED DRIVING CRASH DATA



**ARLINGTON RANKS #4**  
IN THE STATE\* **FOR THE MOST FATALITY AND SERIOUS INJURY CRASHES** caused by **ALCOHOL-IMPAIRED DRIVING.**

*\*Per 10,000 population, based on a 3-year average.*



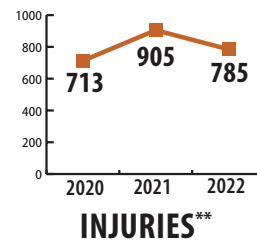
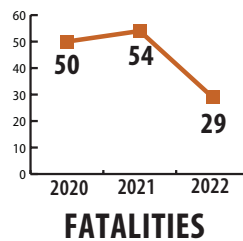
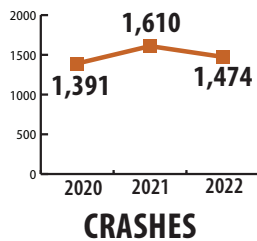
*\*\*Injuries include Suspected Serious Injuries, Suspected Minor Injuries and Possible Injuries.*

### What is an alcohol-impaired driving crash?

A crash where at least one driver with a blood alcohol concentration (BAC) greater than 0.00 g/dL, or had a contributing factor of “had been drinking” or “under the influence of alcohol.” This includes alcohol involvement, not drugs.



## TARRANT COUNTY SPECIFIC DATA



**AVERAGE BAC** OF DWI DRIVERS WITH KNOWN BAC TEST RESULTS **INVOLVED IN REPORTABLE MOTOR VEHICLE CRASHES, 2020-2022.**



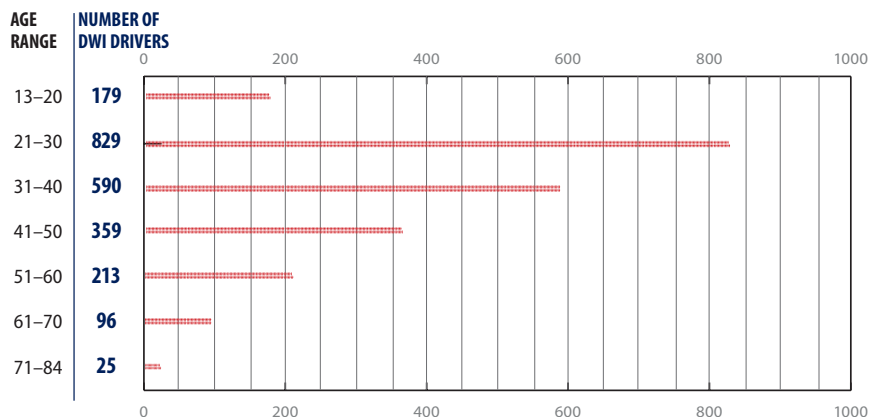
Average: **0.174**

Low: **0.01**

High: **0.434**



**DWI DRIVERS WITH KNOWN BAC RESULTS** involved in reportable crashes, 2020-2022.



*Disclaimer: Information represents data collected from Texas Peace Officer's Crash Reports (CR-3) received and processed by the Texas Department of Transportation as of March 28, 2023.*



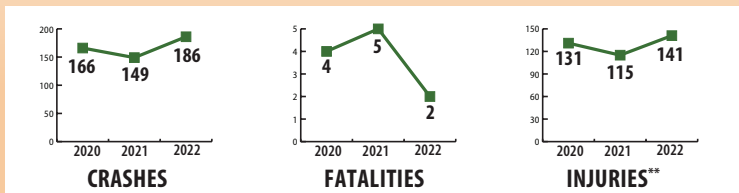
# WACO

## 2020-2022 ALCOHOL-IMPAIRED DRIVING CRASH DATA



**WACO RANKS #5**  
IN THE STATE\* **FOR THE MOST FATALITY AND SERIOUS INJURY CRASHES** caused by **ALCOHOL-IMPAIRED DRIVING.**

*\*Per 10,000 population, based on a 3-year average.*



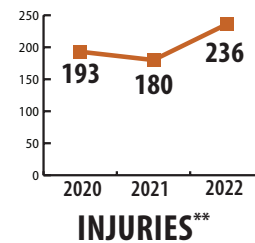
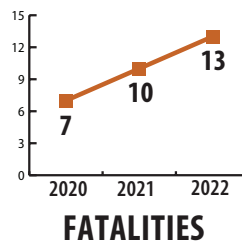
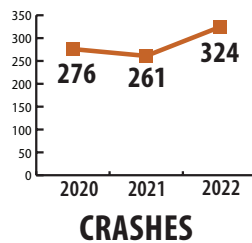
*\*\*Injuries include Suspected Serious Injuries, Suspected Minor Injuries and Possible Injuries.*

### What is an alcohol-impaired driving crash?

A crash where at least one driver with a blood alcohol concentration (BAC) greater than 0.00 g/dL, or had a contributing factor of “had been drinking” or “under the influence of alcohol.” This includes alcohol involvement, not drugs.



## McLENNAN COUNTY SPECIFIC DATA



**AVERAGE BAC** OF DWI DRIVERS WITH KNOWN BAC TEST RESULTS **INVOLVED IN REPORTABLE MOTOR VEHICLE CRASHES, 2020-2022.**



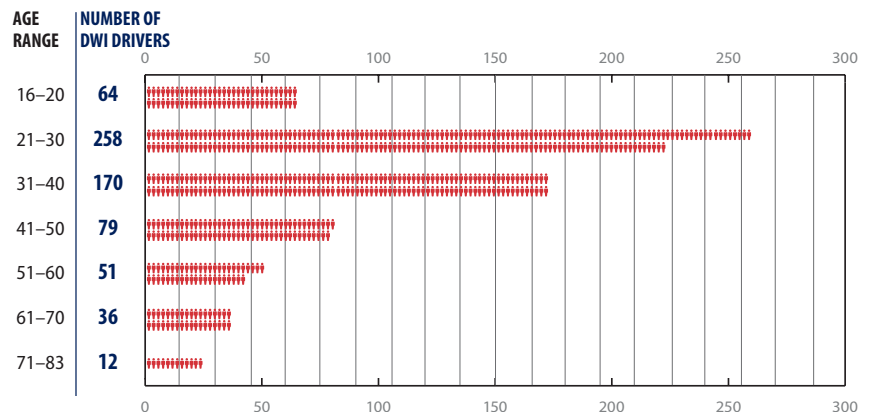
Average: **0.171**

Low: **0.012**

High: **0.361**



**DWI DRIVERS WITH KNOWN BAC RESULTS** involved in reportable crashes, 2020-2022.



*Disclaimer: Information represents data collected from Texas Peace Officer's Crash Reports (CR-3) received and processed by the Texas Department of Transportation as of March 28, 2023.*

**DWI Consequences for Adults 21 and Over**

	First Offense	Second Offense	Third Offense
Fines	Up to \$2,000	Up to \$4,000	Up to \$10,000
Jail	3–180 days	1 month–1 year	2–10 years
Driver License Suspension	Up to 1 year; Pay a \$100 reinstatement fee	Up to 2 years	
Annual Surcharge	Up to \$2,000 for 3 years to keep your license		
Obtain a Financial Responsibility Insurance Certificate (SR-22)	An SR-22 must be maintained for two years from the date of conviction		
Serve Probation	Complete a 12-hour DWI Intervention Program	Complete a 32-hour DWI Repeat Offender Program	
	MADD Victim Impact Panel (3 hour session)		
	Community Service (24–100 hours)		
	Alcohol/Drug Evaluation		
	Abstain from Alcohol/Drugs; Submit to random drug tests		
	Crime Stoppers Fee		
	Possible Ignition Interlock		
	An alcohol-related crash that causes serious injury or death, carries a 2–20 year prison sentence.		

**You Could Also Face...**

- Minimum of \$700 for an **Ignition Interlock Device (IID) rental**
- \$99 to \$250 for an **alcohol education program**
- ~\$200 **vehicle release fee**, if car is towed
- ~\$500 **bus fares** for 1 year, if license is suspended
- ~\$1,000 - \$5000 to **hire a lawyer**
- **Significant car insurance rate increases**
  - Premiums can increase by 64%, or as much as \$1,057 per year plus a \$25 filing fee
- **DWI on your record**
- **Loss of life**
- **Unemployment**
  - Your employer could fire you for a DWI. It could also affect your ability to get hired.

**2022 ESTIMATED ECONOMIC LOSS OF ALCOHOL-IMPAIRED DRIVING in Texas:**

**\$14,506,050,000**

DURING 2022, **MORE DWI-ALCOHOL CRASHES** WERE REPORTED IN TEXAS



between **2:00–2:59 A.M.**

than any other hour of the day.

**MORE ALCOHOL-IMPAIRED DRIVING CRASHES** WERE REPORTED ON

**SATURDAY**

than any other day of the week.

IN 2022, THERE WERE  
**24,589 DWI-ALCOHOL RELATED CRASHES**  
IN TEXAS,  
RESULTING IN

**1,163 FATALITIES** AND  
**2,513 SUSPECTED SERIOUS INJURIES.**

**Resources**

- <https://www.dps.texas.gov/section/driver-license/alcohol-related-offenses>
- <https://dallaspolice.net/division/autopound/fees-and-payment>
- <https://www.txdot.gov/inside-txdot/division/traffic/safety/sober-safe/intoxication.html>
- <https://www.smartstartinc.com/blog/ignition-interlock-cost/>
- <https://statutes.capitol.texas.gov/Docs/CR/htm/CR.42A.htm>