

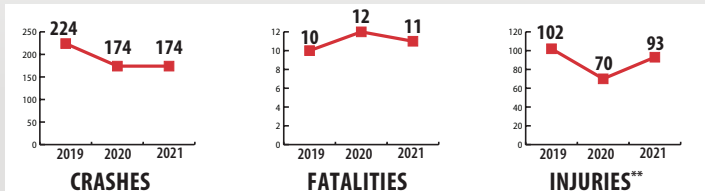
ODESSA

2019–2021 ALCOHOL-IMPAIRED DRIVING CRASH DATA



ODESSA RANKS #1
IN THE STATE* **FOR THE MOST FATALITY AND SERIOUS INJURY CRASHES** CAUSED BY **ALCOHOL-IMPAIRED DRIVING.**

**Per 10,000 population, based on a 3-year average.*



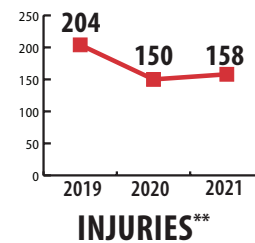
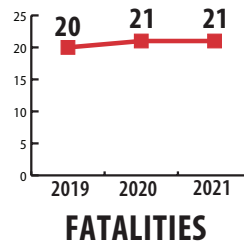
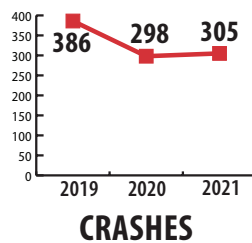
***Injuries include Suspected Serious Injuries, Suspected Minor Injuries and Possible Injuries.*

What is an alcohol-impaired driving crash?

A crash where at least one driver with a blood alcohol concentration (BAC) greater than 0.00 g/dL, or had a contributing factor of “had been drinking” or “under the influence of alcohol.” This includes alcohol involvement, not drugs.



ECTOR COUNTY SPECIFIC DATA



AVERAGE BAC OF DWI DRIVERS WITH KNOWN BAC TEST RESULTS **INVOLVED IN REPORTABLE MOTOR VEHICLE CRASHES, 2019–2021.**



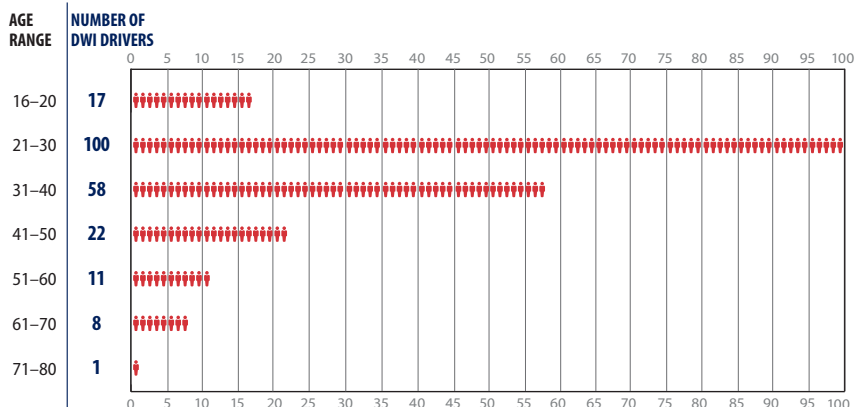
Average: 0.163

Low: 0.01

High: 0.405

(over 5 times the legal limit)

DWI DRIVERS WITH KNOWN BAC RESULTS INVOLVED IN REPORTABLE CRASHES, 2019–2021.



Disclaimer: Information represents data collected from Texas Peace Officer's Crash Reports (CR-3) received and processed by the Texas Department of Transportation as of May 2, 2022.



MIDLAND

2019–2021 ALCOHOL-IMPAIRED DRIVING CRASH DATA



MIDLAND RANKS #3
IN THE STATE* **FOR THE MOST**
FATALITY AND SERIOUS
INJURY CRASHES CAUSED BY
ALCOHOL-IMPAIRED DRIVING.

**Per 10,000 population, based on a 3-year average.*



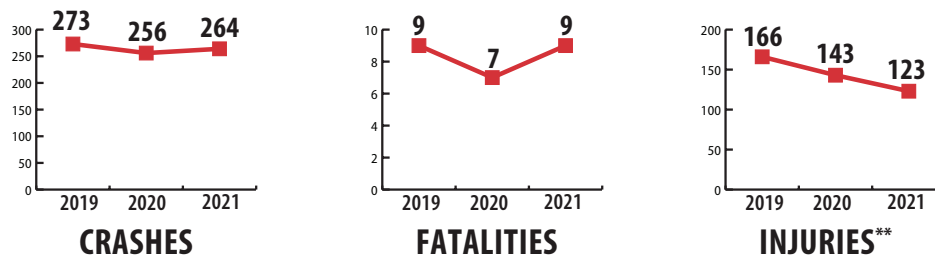
***Injuries include Suspected Serious Injuries, Suspected Minor Injuries and Possible Injuries.*

What is an alcohol-impaired driving crash?

A crash where at least one driver with a blood alcohol concentration (BAC) greater than 0.00 g/dL, or had a contributing factor of “had been drinking” or “under the influence of alcohol.” This includes alcohol involvement, not drugs.



MIDLAND COUNTY SPECIFIC DATA



AVERAGE BAC OF DWI DRIVERS WITH KNOWN BAC TEST RESULTS **INVOLVED**
IN REPORTABLE MOTOR
VEHICLE CRASHES, 2019–2021.



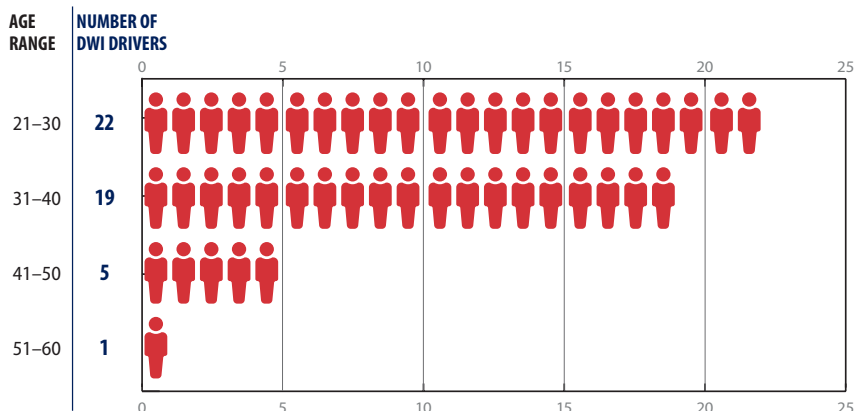
Average: 0.195

Low: 0.04

High: 0.377

(over 4 times the legal limit)

DWI DRIVERS WITH KNOWN BAC RESULTS INVOLVED IN REPORTABLE CRASHES, 2019–2021.



Disclaimer: Information represents data collected from Texas Peace Officer's Crash Reports (CR-3) received and processed by the Texas Department of Transportation as of May 2, 2022.

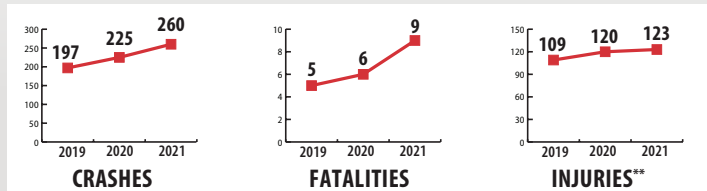
AMARILLO

2019–2021 ALCOHOL-IMPAIRED DRIVING CRASH DATA



AMARILLO RANKS #4
IN THE STATE* **FOR THE MOST**
FATALITY AND SERIOUS
INJURY CRASHES CAUSED BY
ALCOHOL-IMPAIRED DRIVING.

**Per 10,000 population, based on a 3-year average.*



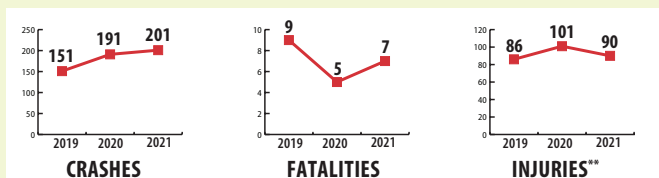
***Injuries include Suspected Serious Injuries, Suspected Minor Injuries and Possible Injuries.*

What is an alcohol-impaired driving crash?

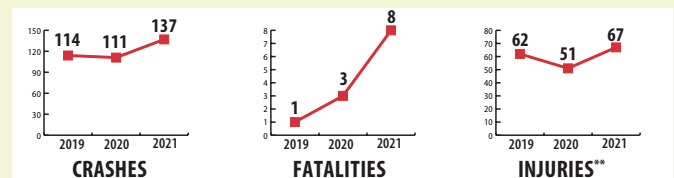
A crash where at least one driver with a blood alcohol concentration (BAC) greater than 0.00 g/dL, or had a contributing factor of “had been drinking” or “under the influence of alcohol.” This includes alcohol involvement, not drugs.



COUNTY SPECIFIC DATA



Potter County



Randall County

AVERAGE BAC OF DWI DRIVERS WITH
KNOWN BAC TEST RESULTS **INVOLVED**
IN REPORTABLE MOTOR
VEHICLE CRASHES, 2019–2021.



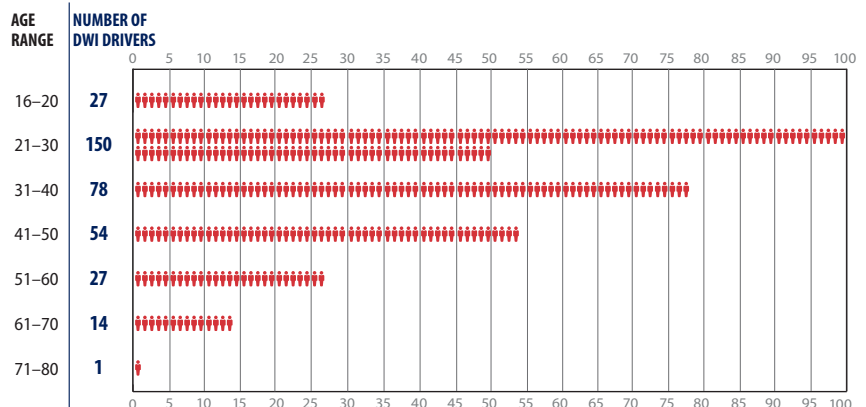
Average: 0.2

Low: 0.01

High: 0.464

(over 5 times the legal limit)

DWI DRIVERS WITH KNOWN BAC RESULTS INVOLVED IN REPORTABLE CRASHES, 2019–2021.



Disclaimer: Information represents data collected from Texas Peace Officer's Crash Reports (CR-3) received and processed by the Texas Department of Transportation as of May 2, 2022.

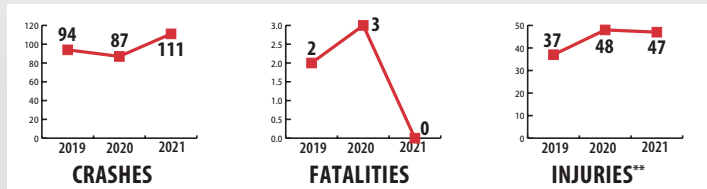
NEW BRAUNFELS

2019–2021 ALCOHOL-IMPAIRED DRIVING CRASH DATA



NEW BRAUNFELS RANKS #5
IN THE STATE* **FOR THE MOST**
FATALITY AND SERIOUS
INJURY CRASHES CAUSED BY
ALCOHOL-IMPAIRED DRIVING.

**Per 10,000 population, based on a 3-year average.*



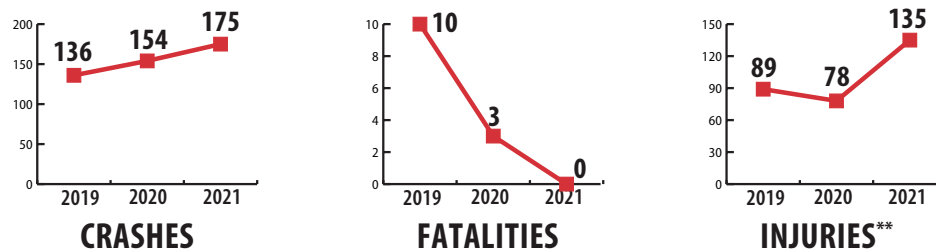
***Injuries include Suspected Serious Injuries, Suspected Minor Injuries and Possible Injuries.*

What is an alcohol-impaired driving crash?

A crash where at least one driver with a blood alcohol concentration (BAC) greater than 0.00 g/dL, or had a contributing factor of “had been drinking” or “under the influence of alcohol.” This includes alcohol involvement, not drugs.



COMAL COUNTY SPECIFIC DATA



AVERAGE BAC OF DWI DRIVERS WITH
KNOWN BAC TEST RESULTS **INVOLVED**
IN REPORTABLE MOTOR
VEHICLE CRASHES, 2019–2021.



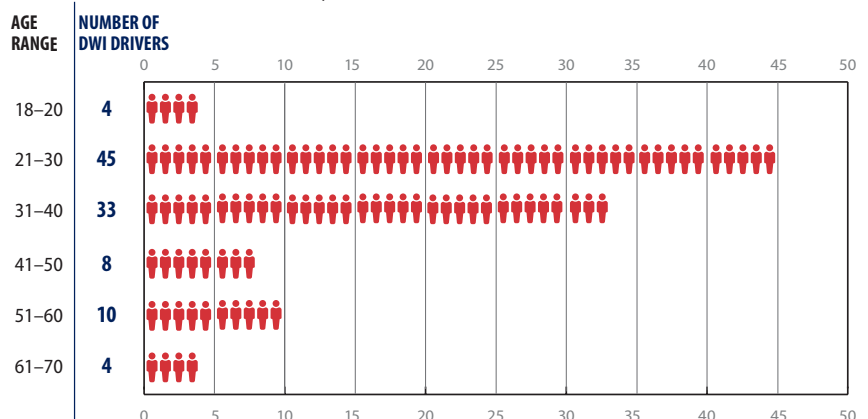
Average: 0.175

Low: 0.063

High: 0.5

(over 6 times the legal limit)

DWI DRIVERS WITH KNOWN BAC RESULTS INVOLVED IN REPORTABLE CRASHES, 2019–2021.



Disclaimer: Information represents data collected from Texas Peace Officer's Crash Reports (CR-3) received and processed by the Texas Department of Transportation as of May 2, 2022.

SAN ANTONIO

2019-2021 ALCOHOL-IMPAIRED DRIVING CRASH DATA



SAN ANTONIO RANKS #14
IN THE STATE* **FOR THE MOST**
FATALITY AND SERIOUS
INJURY CRASHES CAUSED BY
ALCOHOL-IMPAIRED DRIVING.

**Per 10,000 population, based on a 3-year average.*



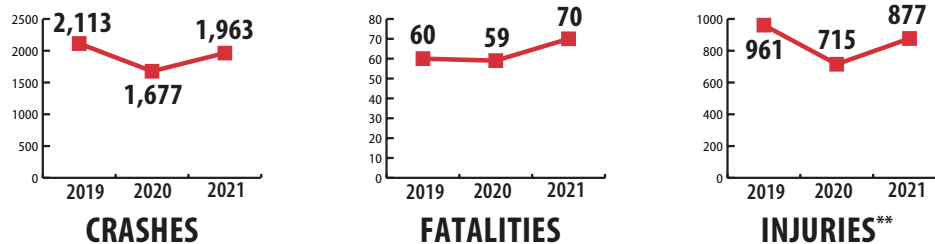
***Injuries include Suspected Serious Injuries, Suspected Minor Injuries and Possible Injuries.*

What is an alcohol-impaired driving crash?

A crash where at least one driver with a blood alcohol concentration (BAC) greater than 0.00 g/dL, or had a contributing factor of “had been drinking” or “under the influence of alcohol.” This includes alcohol involvement, not drugs.



BEXAR COUNTY SPECIFIC DATA



AVERAGE BAC OF DWI DRIVERS WITH
KNOWN BAC TEST RESULTS **INVOLVED**
IN REPORTABLE MOTOR
VEHICLE CRASHES, 2019-2021.



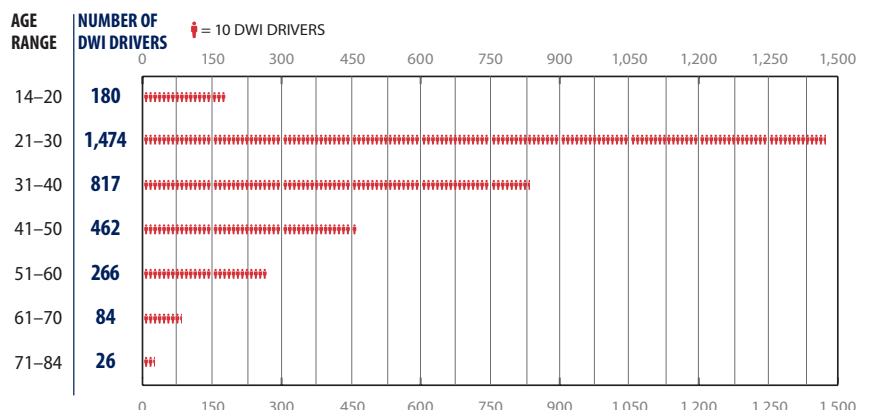
Average: 0.175

Low: 0.017

High: 0.6

(over 7 times the legal limit)

DWI DRIVERS WITH KNOWN BAC RESULTS INVOLVED IN REPORTABLE CRASHES, 2019-2021.



Disclaimer: Information represents data collected from Texas Peace Officer's Crash Reports (CR-3) received and processed by the Texas Department of Transportation as of May 2, 2022.



DWI Consequences for Adults 21 and Over

	First Offense	Second Offense	Third Offense
Fines	Up to \$2,000	Up to \$4,000	Up to \$10,000
Jail	3–180 days	1 month–1 year	2–10 years
Driver License Suspension	Up to 1 year; Pay a \$100 reinstatement fee	Up to 2 years	
Annual Surcharge	Up to \$2,000 for 3 years to keep your license		
Obtain a Financial Responsibility Insurance Certificate (SR-22)	An SR-22 must be maintained for two years from the date of conviction		
Serve Probation	Complete a 12-hour DWI Intervention Program	Complete a 32-hour DWI Repeat Offender Program	
	MADD Victim Impact Panel (3 hour session)		
	Community Service (24–100 hours)		
	Alcohol/Drug Evaluation		
	Abstain from Alcohol/Drugs; Submit to random drug tests		
	Crime Stoppers Fee		
	Possible Ignition Interlock		
	An alcohol-related crash that causes serious injury or death, carries a 2–20 year prison sentence.		

You Could Also Face...

- Minimum of \$700 for an **Ignition Interlock Device (IID) rental**
- \$99 to \$250 for an **alcohol education program**
- ~\$200 **vehicle release fee**, if car is towed
- ~\$500 **bus fares** for 1 year, if license is suspended
- ~\$1,000 - \$5000 to **hire a lawyer**
- **Significant car insurance rate increases**
 - Premiums can increase by 64%, or as much as \$1,057 per year plus a \$25 filing fee
- **DWI on your record**
- **Loss of life**
- **Unemployment**
 - Your employer could fire you for a DWI. It could also affect your ability to get hired.

**2021 ESTIMATE
ECONOMIC LOSS
OF ALCOHOL-IMPAIRED**

DRIVING IN TEXAS:
\$12,336,000,000
**DURING 2021, MORE
DWI-ALCOHOL CRASHES WERE
REPORTED IN TEXAS**

**BETWEEN
2:00–2:59 A.M.**

than any other hour of the day.

**MORE ALCOHOL-IMPAIRED
DRIVING CRASHES**
WERE REPORTED ON
SATURDAY

than any other day of the week.

TTI.CTS2222.9045.0722

IN 2021, THERE WERE
**25,283 DWI-ALCOHOL RELATED
CRASHES IN TEXAS,**
RESULTING IN
**1,077 FATALITIES AND
2,551 SUSPECTED SERIOUS INJURIES.**

Resources
<https://www.dps.texas.gov/section/driver-license/alcohol-related-offenses>
<https://dallaspolice.net/division/autopound/fees-and-payment>
<https://www.txdot.gov/inside-txdot/division/traffic/safety/sober-safe/intoxication.html>
<https://www.smartstartinc.com/blog/ignition-interlock-cost/>
<https://statutes.capitol.texas.gov/Docs/CR/htm/CR.42A.htm>

Disclaimer: Information represents data collected from Texas Peace Officer's Crash Reports (CR-3) received and processed by the Texas Department of Transportation as of May 2, 2022.