


2018–2020 ALCOHOL-IMPAIRED DRIVING CRASH DATA

ABILENE



What is an alcohol-impaired driving crash?

A crash where at least one driver with a blood alcohol concentration (BAC) greater than 0.00 g/dL, or had a contributing factor of "had been drinking" or "under the influence of alcohol." This includes alcohol involvement, not drugs.



AVERAGE BAC OF DWI DRIVERS WITH KNOWN BAC TEST RESULTS

involved in reportable motor vehicle crashes, 2018–2020.

Average: **0.183**

Low: **0.044**

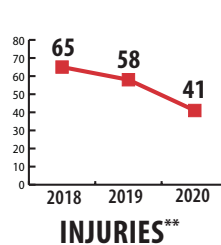
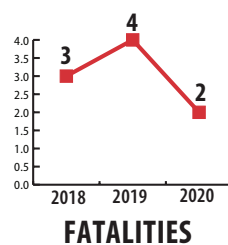
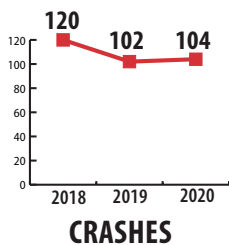
High: **0.354**
(over 4 times the legal limit)



ABILENE RANKS #7

IN THE STATE* FOR THE MOST FATALITY AND SERIOUS INJURY CRASHES caused by ALCOHOL-IMPAIRED DRIVING.

*Per 10,000 population, based on a 3-year average.



**Injuries include Suspected Serious Injuries, Non-Incapacitating and Possible Injuries.

2020 ESTIMATE ECONOMIC LOSS OF ALCOHOL-IMPAIRED DRIVING IN TEXAS:

\$10,850,000,000



DURING 2020, MORE DWI – ALCOHOL CRASHES WERE REPORTED IN TEXAS

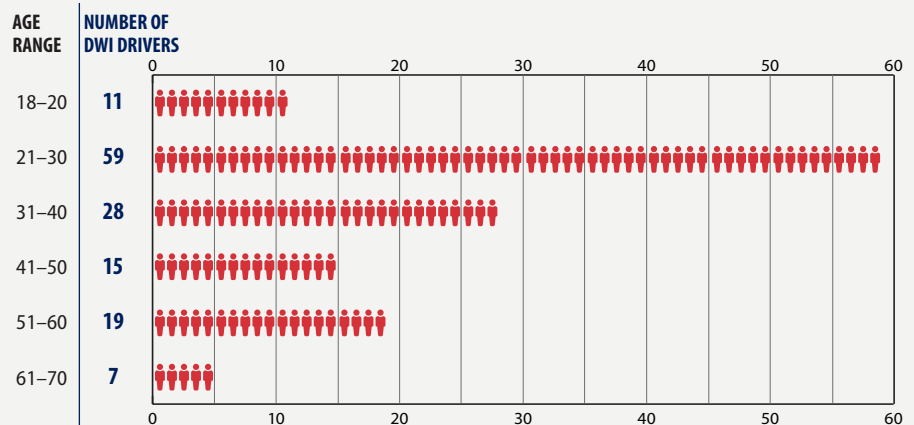
BETWEEN **2:00-2:59 a.m.** than any other hour of the day.



MORE ALCOHOL-IMPAIRED DRIVING CRASHES WERE REPORTED ON

SATURDAY than any other day of the week.

DWI DRIVERS WITH KNOWN BAC RESULTS INVOLVED IN REPORTABLE CRASHES, 2018–2020.




Information represents data collected from Texas Peace Officer's Crash Reports (CR-3) received and processed by the Texas Department of Transportation as of April 13, 2021

Save a Life™
Texas Department of Transportation

TEXAS IMPAIRED DRIVING TASK FORCE

2018–2020 ALCOHOL-IMPAIRED DRIVING CRASH DATA

AMARILLO



What is an alcohol-impaired driving crash?

A crash where at least one driver with a blood alcohol concentration (BAC) greater than 0.00 g/dL, or had a contributing factor of "had been drinking" or "under the influence of alcohol." This includes alcohol involvement, not drugs.



AVERAGE BAC OF DWI DRIVERS WITH KNOWN BAC TEST RESULTS

involved in reportable motor vehicle crashes, 2018–2020.

Average: **0.2**

Low: **0.01**

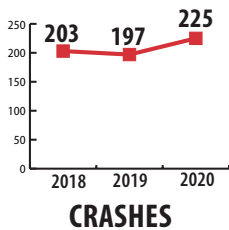
High: **0.464**
(over 5 times the legal limit)



AMARILLO RANKS #2

IN THE STATE* FOR THE MOST FATALITY AND SERIOUS INJURY CRASHES caused by ALCOHOL-IMPAIRED DRIVING.

*Per 10,000 population, based on a 3-year average.



**Injuries include Suspected Serious Injuries, Non-Incapacitating and Possible Injuries.

2020 ESTIMATE ECONOMIC LOSS OF ALCOHOL-IMPAIRED DRIVING IN TEXAS:



\$10,850,000,000

DURING 2020, MORE DWI – ALCOHOL CRASHES WERE REPORTED IN TEXAS

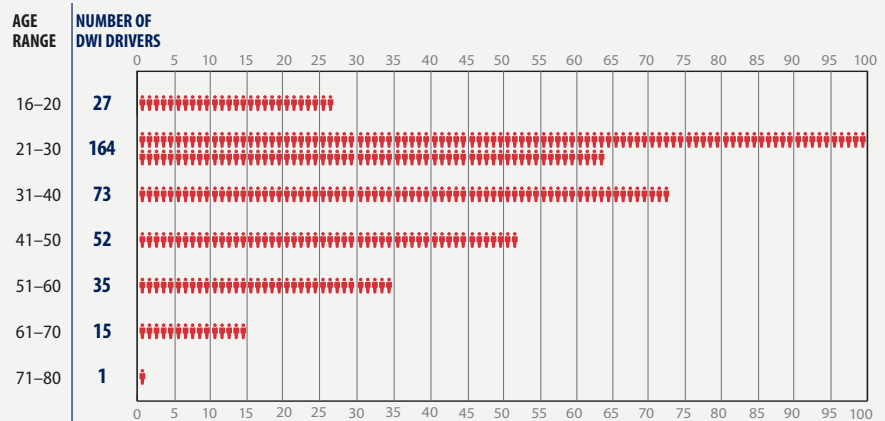
BETWEEN **2:00-2:59 a.m.** than any other hour of the day.



MORE ALCOHOL-IMPAIRED DRIVING CRASHES WERE REPORTED ON

SATURDAY than any other day of the week.

DWI DRIVERS WITH KNOWN BAC RESULTS INVOLVED IN REPORTABLE CRASHES, 2018–2020.




Information represents data collected from Texas Peace Officer's Crash Reports (CR-3) received and processed by the Texas Department of Transportation as of April 13, 2021



2018–2020 ALCOHOL-IMPAIRED DRIVING CRASH DATA

DALLAS



What is an alcohol-impaired driving crash?

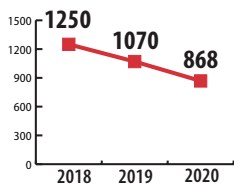
A crash where at least one driver with a blood alcohol concentration (BAC) greater than 0.00 g/dL, or had a contributing factor of "had been drinking" or "under the influence of alcohol." This includes alcohol involvement, not drugs.



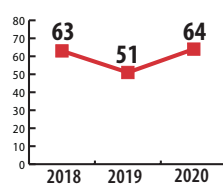
DALLAS RANKS #3

IN THE STATE* FOR THE **MOST FATALITY AND SERIOUS INJURY CRASHES** caused by **ALCOHOL-IMPAIRED DRIVING**.

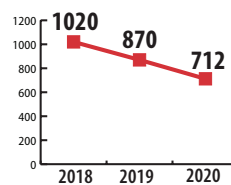
**Per 10,000 population, based on a 3-year average.*



CRASHES



FATALITIES



INJURIES**

***Injuries include Suspected Serious Injuries, Non-Incapacitating and Possible Injuries.*



AVERAGE BAC

OF DWI DRIVERS WITH KNOWN BAC TEST RESULTS

involved in reportable motor vehicle crashes, 2018–2020.

Average: **0.175**

Low: **0.001**

High: **0.5**
(over 6 times the legal limit)

2020 ESTIMATE
ECONOMIC LOSS
OF ALCOHOL-IMPAIRED
DRIVING IN TEXAS:



\$10,850,000,000

DURING 2020, MORE DWI – ALCOHOL CRASHES WERE REPORTED IN TEXAS

BETWEEN

2:00-2:59 a.m.

than any other hour of the day.

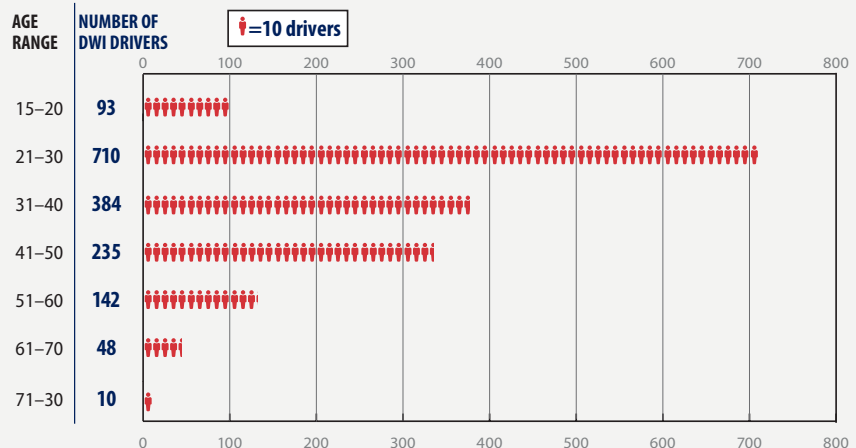


MORE ALCOHOL-IMPAIRED DRIVING CRASHES WERE REPORTED ON

SATURDAY

than any other day of the week.

DWI DRIVERS WITH KNOWN BAC RESULTS INVOLVED IN REPORTABLE CRASHES, 2018–2020.




Information represents data collected from Texas Peace Officer's Crash Reports (CR-3) received and processed by the Texas Department of Transportation as of April 13, 2021

Save a Life™
Texas Department of Transportation

TEXAS
IMPAIRED DRIVING
TASK FORCE

2018–2020 ALCOHOL-IMPAIRED DRIVING CRASH DATA

GRAND PRAIRIE



What is an alcohol-impaired driving crash?

A crash where at least one driver with a blood alcohol concentration (BAC) greater than 0.00 g/dL, or had a contributing factor of "had been drinking" or "under the influence of alcohol." This includes alcohol involvement, not drugs.



AVERAGE BAC OF DWI DRIVERS WITH KNOWN BAC TEST RESULTS

involved in reportable motor vehicle crashes, 2018–2020.

Average: **0.192**

Low: **0.019**

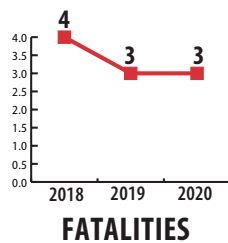
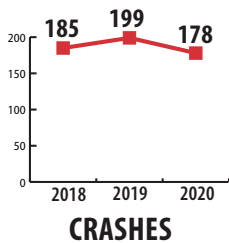
High: **0.384**
(over 4 times the legal limit)



GRAND PRAIRIE RANKS #20

IN THE STATE* FOR THE MOST FATALITY AND SERIOUS INJURY CRASHES caused by ALCOHOL-IMPAIRED DRIVING.

*Per 10,000 population, based on a 3-year average.



**Injuries include Suspected Serious Injuries, Non-Incapacitating and Possible Injuries.

2020 ESTIMATE ECONOMIC LOSS OF ALCOHOL-IMPAIRED DRIVING IN TEXAS:

\$10,850,000,000



DURING 2020, MORE DWI – ALCOHOL CRASHES WERE REPORTED IN TEXAS

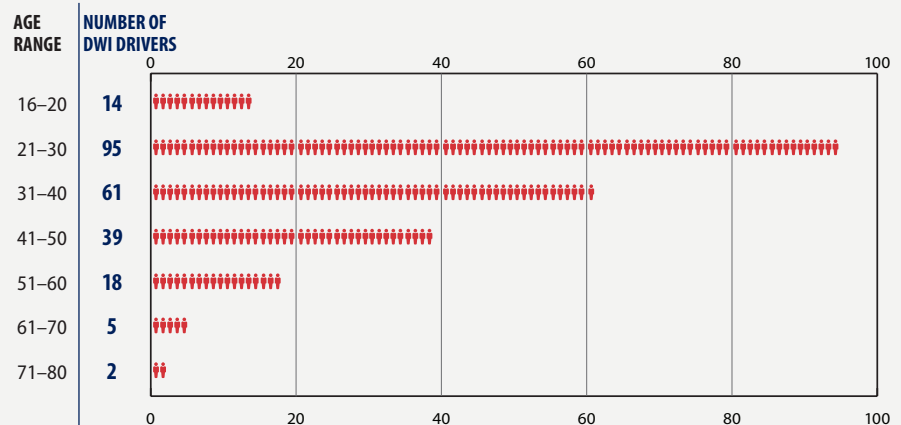
BETWEEN **2:00-2:59 a.m.** than any other hour of the day.



MORE ALCOHOL-IMPAIRED DRIVING CRASHES WERE REPORTED ON

SATURDAY than any other day of the week.

DWI DRIVERS WITH KNOWN BAC RESULTS INVOLVED IN REPORTABLE CRASHES, 2018–2020.




Information represents data collected from Texas Peace Officer's Crash Reports (CR-3) received and processed by the Texas Department of Transportation as of April 13, 2021

Save a Life™
Texas Department of Transportation

TEXAS IMPAIRED DRIVING TASK FORCE

2018–2020 ALCOHOL-IMPAIRED DRIVING CRASH DATA

MIDLAND



What is an alcohol-impaired driving crash?

A crash where at least one driver with a blood alcohol concentration (BAC) greater than 0.00 g/dL, or had a contributing factor of "had been drinking" or "under the influence of alcohol." This includes alcohol involvement, not drugs.



AVERAGE BAC OF DWI DRIVERS WITH KNOWN BAC TEST RESULTS

involved in reportable motor vehicle crashes, 2018–2020.

Average: **0.183**

Low: **0.04**

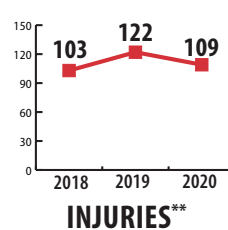
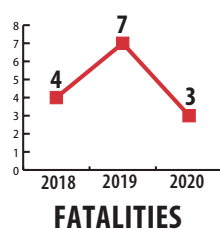
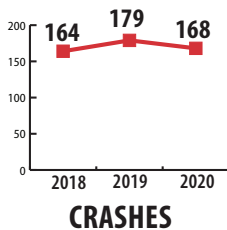
High: **0.353**
(over 4 times the legal limit)



MIDLAND RANKS #5

IN THE STATE* FOR THE MOST FATALITY AND SERIOUS INJURY CRASHES caused by ALCOHOL-IMPAIRED DRIVING.

*Per 10,000 population, based on a 3-year average.



**Injuries include Suspected Serious Injuries, Non-Incapacitating and Possible Injuries.

2020 ESTIMATE ECONOMIC LOSS OF ALCOHOL-IMPAIRED DRIVING IN TEXAS:



\$10,850,000,000

DURING 2020, MORE DWI – ALCOHOL CRASHES WERE REPORTED IN TEXAS

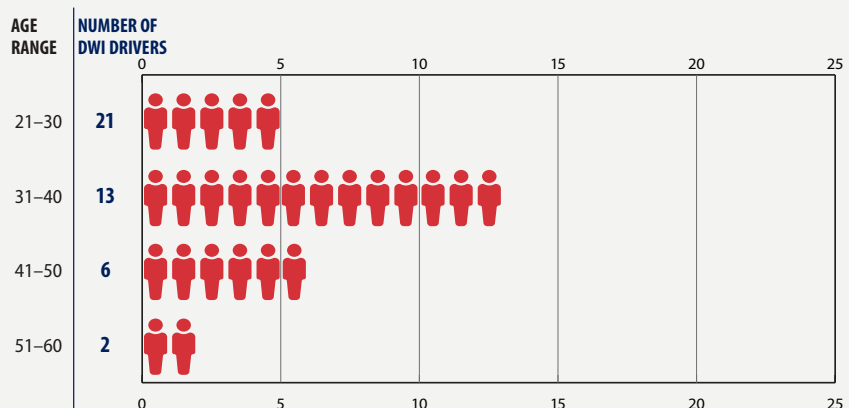
BETWEEN **2:00-2:59 a.m.** than any other hour of the day.



MORE ALCOHOL-IMPAIRED DRIVING CRASHES WERE REPORTED ON

SATURDAY than any other day of the week.

DWI DRIVERS WITH KNOWN BAC RESULTS INVOLVED IN REPORTABLE CRASHES, 2018–2020.




Information represents data collected from Texas Peace Officer's Crash Reports (CR-3) received and processed by the Texas Department of Transportation as of April 13, 2021



2018–2020 ALCOHOL-IMPAIRED DRIVING CRASH DATA

ODESSA



What is an alcohol-impaired driving crash?

A crash where at least one driver with a blood alcohol concentration (BAC) greater than 0.00 g/dL, or had a contributing factor of "had been drinking" or "under the influence of alcohol." This includes alcohol involvement, not drugs.



AVERAGE BAC OF DWI DRIVERS WITH KNOWN BAC TEST RESULTS

involved in reportable motor vehicle crashes, 2018–2020.

Average: **0.163**

Low: **0.01**

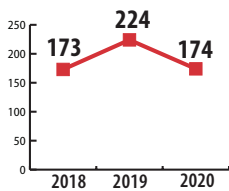
High: **0.405**
(over 5 times the legal limit)



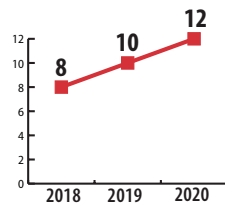
ODESSA RANKS #1

IN THE STATE* FOR THE MOST FATALITY AND SERIOUS INJURY CRASHES caused by **ALCOHOL-IMPAIRED DRIVING**.

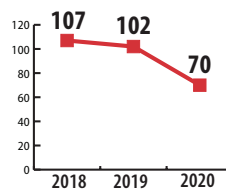
**Per 10,000 population, based on a 3-year average.*



CRASHES



FATALITIES



INJURIES**

***Injuries include Suspected Serious Injuries, Non-Incapacitating and Possible Injuries.*

2020 ESTIMATE ECONOMIC LOSS OF ALCOHOL-IMPAIRED DRIVING IN TEXAS:

\$10,850,000,000



DURING 2020, MORE DWI – ALCOHOL CRASHES WERE REPORTED IN TEXAS

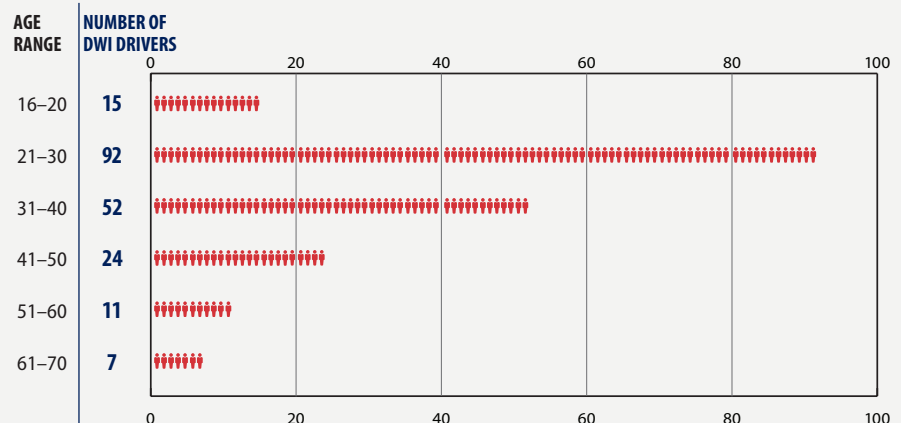
BETWEEN **2:00-2:59 a.m.** than any other hour of the day.



MORE ALCOHOL-IMPAIRED DRIVING CRASHES WERE REPORTED ON

SATURDAY than any other day of the week.

DWI DRIVERS WITH KNOWN BAC RESULTS INVOLVED IN REPORTABLE CRASHES, 2018–2020.




Information represents data collected from Texas Peace Officer's Crash Reports (CR-3) received and processed by the Texas Department of Transportation as of April 13, 2021



2018–2020 ALCOHOL-IMPAIRED DRIVING CRASH DATA

WACO



What is an alcohol-impaired driving crash?

A crash where at least one driver with a blood alcohol concentration (BAC) greater than 0.00 g/dL, or had a contributing factor of "had been drinking" or "under the influence of alcohol." This includes alcohol involvement, not drugs.



AVERAGE BAC OF DWI DRIVERS WITH KNOWN BAC TEST RESULTS

involved in reportable motor vehicle crashes, 2018–2020.

Average: **0.178**

Low: **0.017**

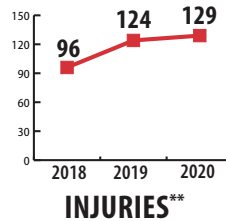
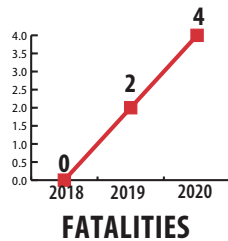
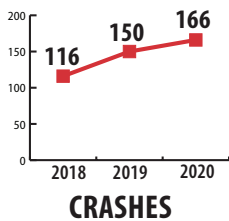
High: **0.429**
(over 5 times the legal limit)



WACO RANKS #4

IN THE STATE* FOR THE MOST FATALITY AND SERIOUS INJURY CRASHES caused by ALCOHOL-IMPAIRED DRIVING.

*Per 10,000 population, based on a 3-year average.



**Injuries include Suspected Serious Injuries, Non-Incapacitating and Possible Injuries.

2020 ESTIMATE ECONOMIC LOSS OF ALCOHOL-IMPAIRED DRIVING IN TEXAS:

\$10,850,000,000



DURING 2020, MORE DWI – ALCOHOL CRASHES WERE REPORTED IN TEXAS

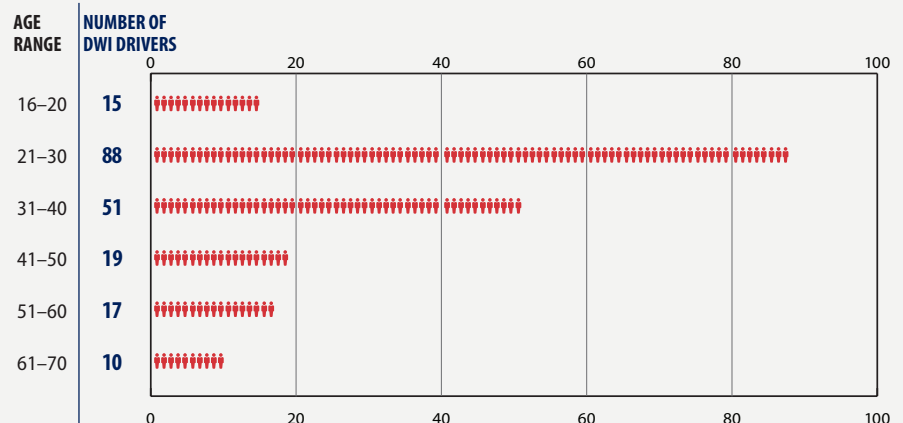
BETWEEN
2:00-2:59 a.m.
than any other hour of the day.



MORE ALCOHOL-IMPAIRED DRIVING CRASHES WERE REPORTED ON

SATURDAY
than any other day of the week.

DWI DRIVERS WITH KNOWN BAC RESULTS INVOLVED IN REPORTABLE CRASHES, 2018–2020.



Information represents data collected from Texas Peace Officer's Crash Reports (CR-3) received and processed by the Texas Department of Transportation as of April 13, 2021

Save a Life™
Texas Department of Transportation

TEXAS IMPAIRED DRIVING TASK FORCE

2018–2020 ALCOHOL-IMPAIRED DRIVING CRASH DATA

WACO

DWI CONSEQUENCES FOR ADULTS 21 AND OVER

	First Offense	Second Offense	Third Offense
Fines	Up to \$2,000	Up to \$4,000	Up to \$10,000
Jail	3–180 days	1 month–1 year	2–10 years
Driver License Suspension	Up to 1 year; Pay a \$100 reinstatement fee	Up to 2 years	
Annual Surcharge	Up to \$2,000 for 3 years to keep your license		
Obtain a Financial Responsibility Insurance Certificate (SR-22)	An SR-22 must be maintained for two years from the date of conviction		
Serve Probation	Complete a 12-hour DWI Intervention Program	Complete a 32-hour DWI Repeat Offender Program	
	MADD Victim Impact Panel (3 hour session)		
	Community Service (24–100 hours)		
	Alcohol/Drug Evaluation		
	Abstain from Alcohol/Drugs; Submit to random drug tests		
	Crime Stoppers Fee		
	Possible Ignition Interlock		



RESOURCES

<https://www.dps.texas.gov/section/driver-license/alcohol-related-offenses>
<https://dallaspolice.net/division/autopound/fees-and-payment>
<https://www.txdot.gov/inside-txdot/division/traffic/safety/sober-safe/intoxication.html>
<https://www.smartstartinc.com/blog/ignition-interlock-cost/>
<https://statutes.capitol.texas.gov/Docs/CR/htm/CR.42A.htm>

HOW MUCH DOES A FIRST-TIME DWI IN TEXAS COST?

- Up to \$2,000 in **fin**es
- 3 days to 180 days of **jail time**
- Up to 1 year **driver license suspension**
- \$100 for **driver license reinstatement**
- \$150–\$2,500 in **bail fees**
- \$75–\$200 in **court costs**
- \$10–\$50 **jail fee**

YOU COULD ALSO FACE....

- Minimum of \$700 for an **Ignition Interlock Device (IID) rental**
- \$99 to \$250 for an **alcohol education program**
- ~\$200 **vehicle release fee**, if car is towed
- ~\$500 **bus fares** for 1 year, if license is suspended
- ~\$1,000 - \$5000 to **hire a lawyer**
- **Significant car insurance rate increases**
 - Premiums can increase by 64%, or as much as \$1,057 per year plus a \$25 filing fee
- **DWI on your record**
- **Loss of life**
- **Unemployment**
 - Your employer could fire you for a DWI. It could also affect your ability to get hired.



IN 2020, THERE WERE
**23,157 DWI-ALCOHOL
 RELATED CRASHES** IN TEXAS,
 RESULTING IN **958 FATALITIES** AND
2,113 SERIOUS INJURIES.

TTI.CTS22112.8410.0821