


# 2019 ALCOHOL-IMPAIRED DRIVING CRASH DATA

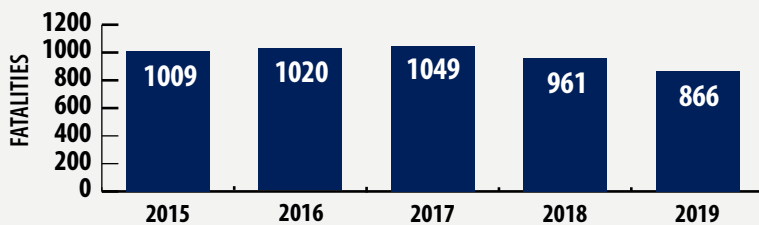


## What is an alcohol-impaired driving crash?

A crash where at least one driver with a blood alcohol concentration (BAC) greater than 0.00 g/dL, or had a contributing factor of “had been drinking” or “under the influence of alcohol.” This only includes alcohol involvement, not drugs.



IN 2019, THERE WERE **866** PEOPLE KILLED IN AN ALCOHOL-IMPAIRED DRIVING CRASH.



**OCTOBER 19, 2019** WAS THE DEADLIEST DAY FOR ALCOHOL-IMPAIRED DRIVING FATAL CRASHES AND FATALITIES IN TEXAS.


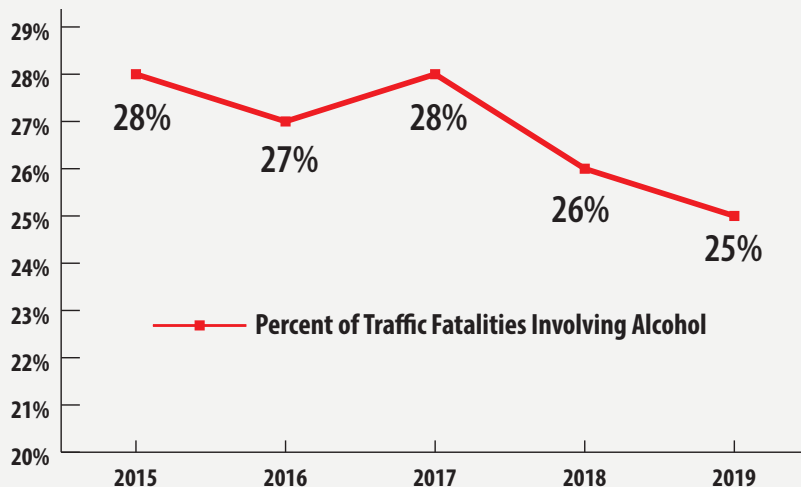
There were

**11** alcohol-impaired driving fatal crashes

and **12** alcohol-impaired driving fatalities.

Alcohol-impaired driving fatalities made up **25%** of all traffic fatalities in 2019.

This represents a 9.9% decrease in alcohol-impaired driving fatalities from 2018.



Overall, **DECEMBER** was the deadliest month for alcohol-impaired driving fatal crashes and fatalities.




**Save a Life™**  
Texas Department of Transportation

Information represents data collected from Texas Peace Officer's Crash Reports (CR-3) received and processed by the Texas Department of Transportation as of April 15, 2020



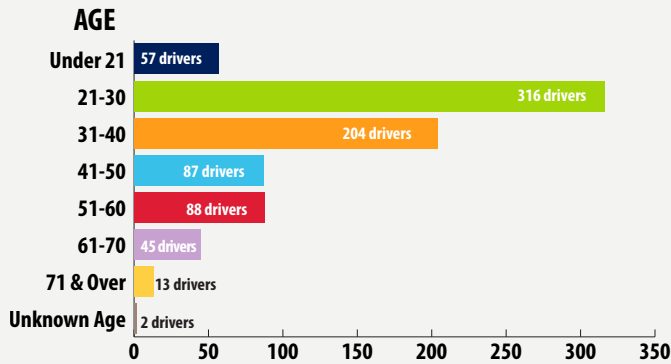
# 2019 ALCOHOL-IMPAIRED DRIVING CRASH DATA



## 21-30-YEAR-OLDS

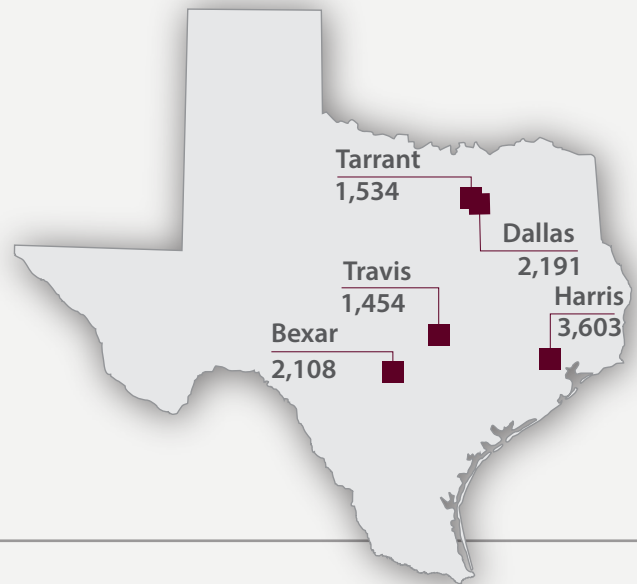
ACCOUNTED FOR 38.9% OF ALL ALCOHOL-IMPAIRED DRIVERS INVOLVED IN FATAL CRASHES

Breakdown of Alcohol-Impaired Drivers Involved in Fatal Crashes by Age:



## TOP 5 COUNTIES

FOR ALCOHOL-IMPAIRED DRIVING CRASHES



MORE ALCOHOL-IMPAIRED DRIVING CRASHES WERE REPORTED ON

## SATURDAY

than any other day of the week.



MORE ALCOHOL-IMPAIRED DRIVING CRASHES WERE REPORTED BETWEEN

## 2:00-2:59 a.m.

than any other hour of the day.