



2017 TEXAS IMPAIRED DRIVING FORUM



Data comes from

TxDOT's Crash Records Information System (CRIS)


March 14, 2017



Definition of DUI Crashes



DUI Fatal Crashes



DUI Crash Fatalities



DUI Drivers

**Which crashes are
considered DUI?**




a **DRIVING UNDER THE
INFLUENCE (DUI)** crash
involves a driver



with a blood alcohol
concentration (BAC) > 0.00



or who had a positive alcohol
test



or who had a positive drug test



or had a contributing factor
flagged as:

- had been drinking
- taking medication
- under the influence – alcohol
- under the influence – drugs



Definition of DUI crashes



DUI Fatal Crashes



DUI Crash Fatalities



DUI Drivers



There were **3,408**
fatal motor vehicle crashes
in **TEXAS** in 2016

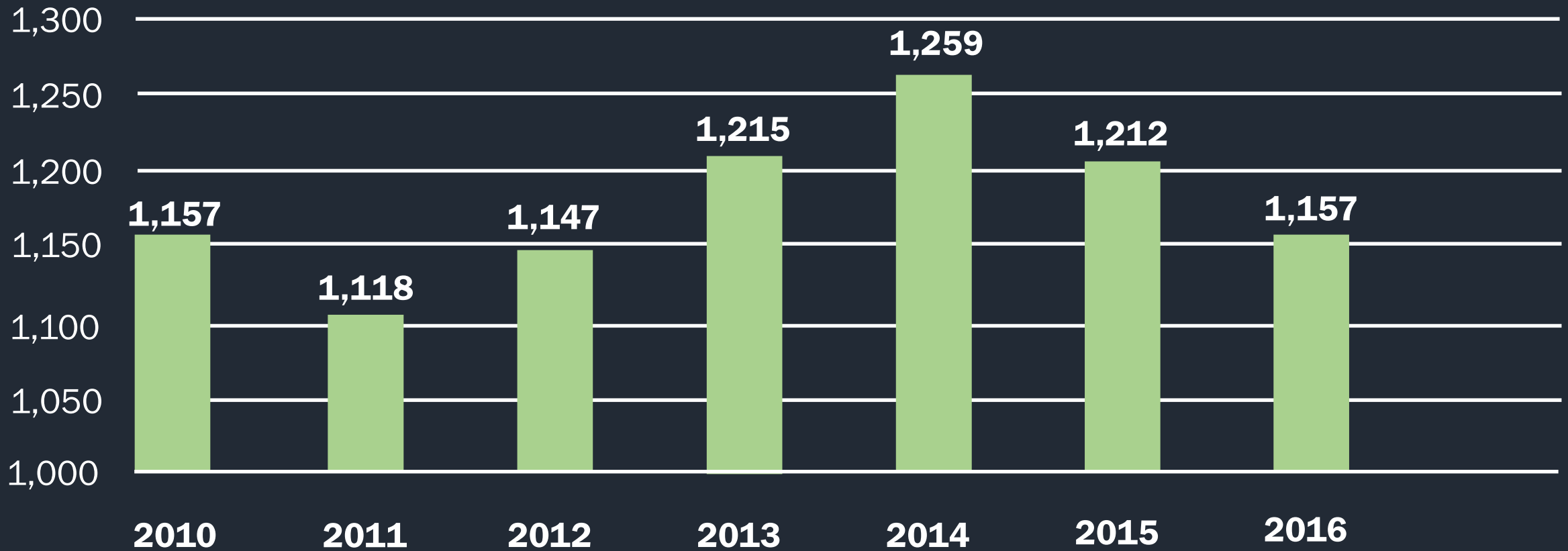
Of these fatal crashes,

1,157 were fatal DUI crashes


34% of all
fatal motor
vehicle crashes
were **DUI**



TEXAS fatal DUI crashes



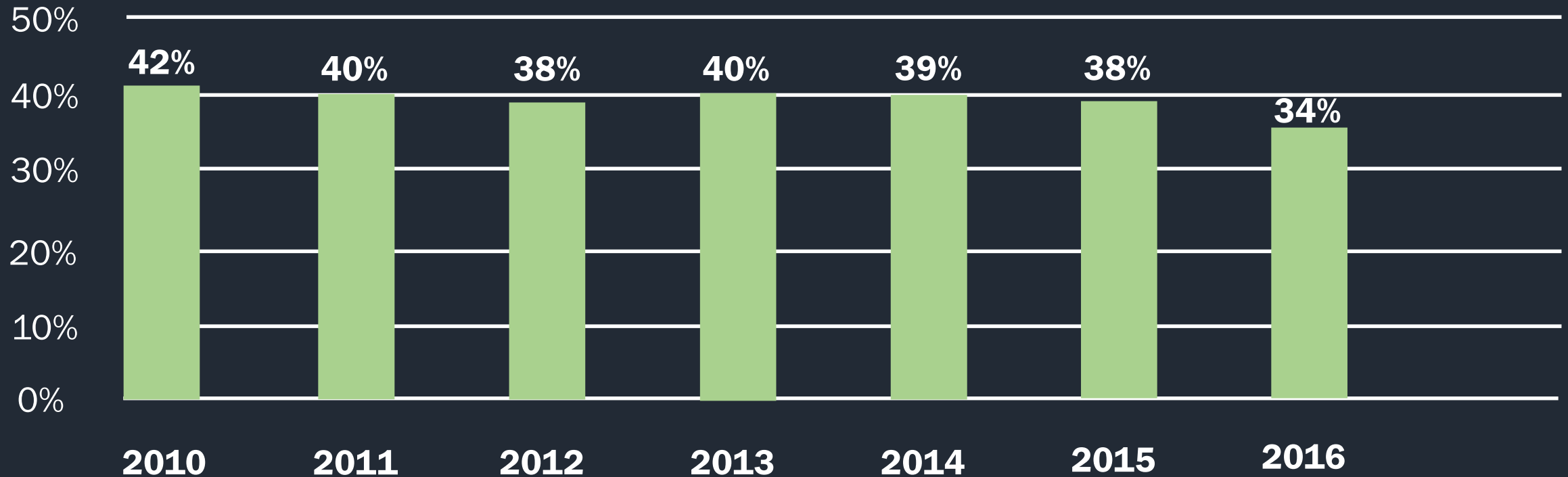
4% decline
in fatal DUI crashes
from **2015** to **2016**



2016

experienced the
LOWEST percentage of
motor vehicle crashes
that were DUI
since 2010

P E R C E N T of fatal motor vehicle crashes that are DUI



Did the number of fatal motor vehicle crashes increase?

TEXAS

fatal motor vehicle crashes





Definition of DUI Crashes



DUI Fatal Crashes



DUI Crash Fatalities



DUI Drivers

What about the number of DUI crash fatalities?



There were **3,408**
fatal motor vehicle crashes
in **TEXAS** in 2016

There were **3,777**
motor vehicle traffic fatalities in **TEXAS**

Of these fatal crashes,

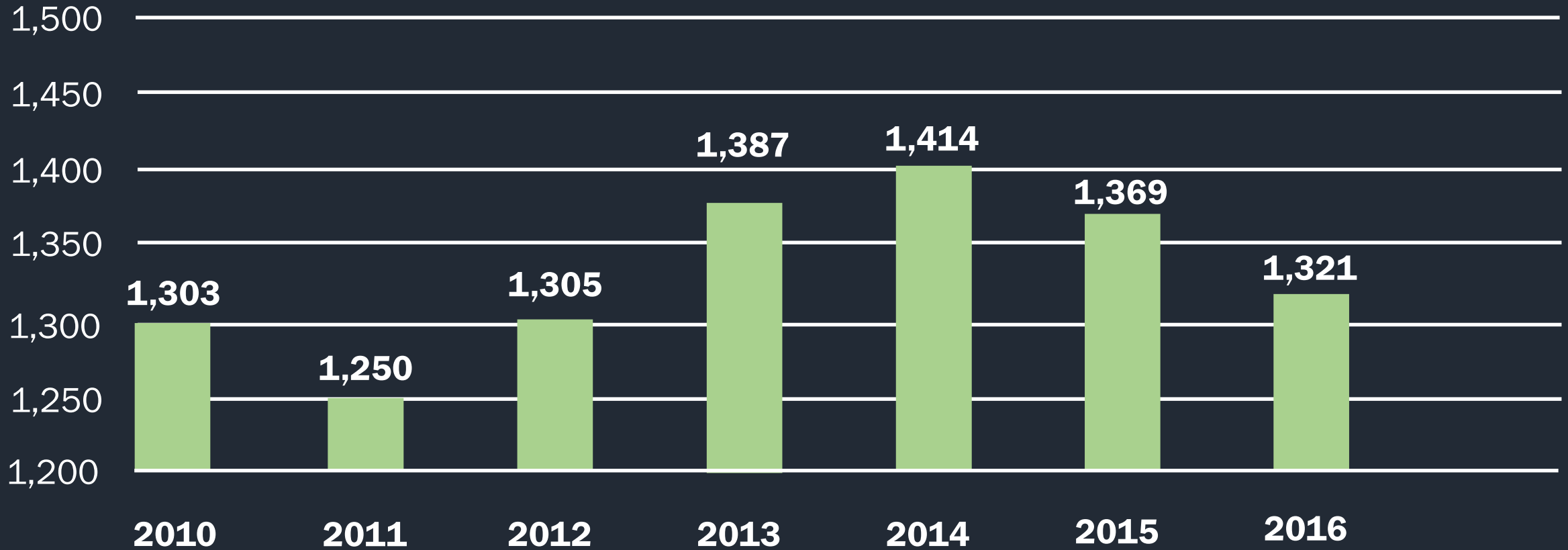
1,157 were fatal DUI crashes

Of these fatalities,

1,321 were **DUI** fatalities

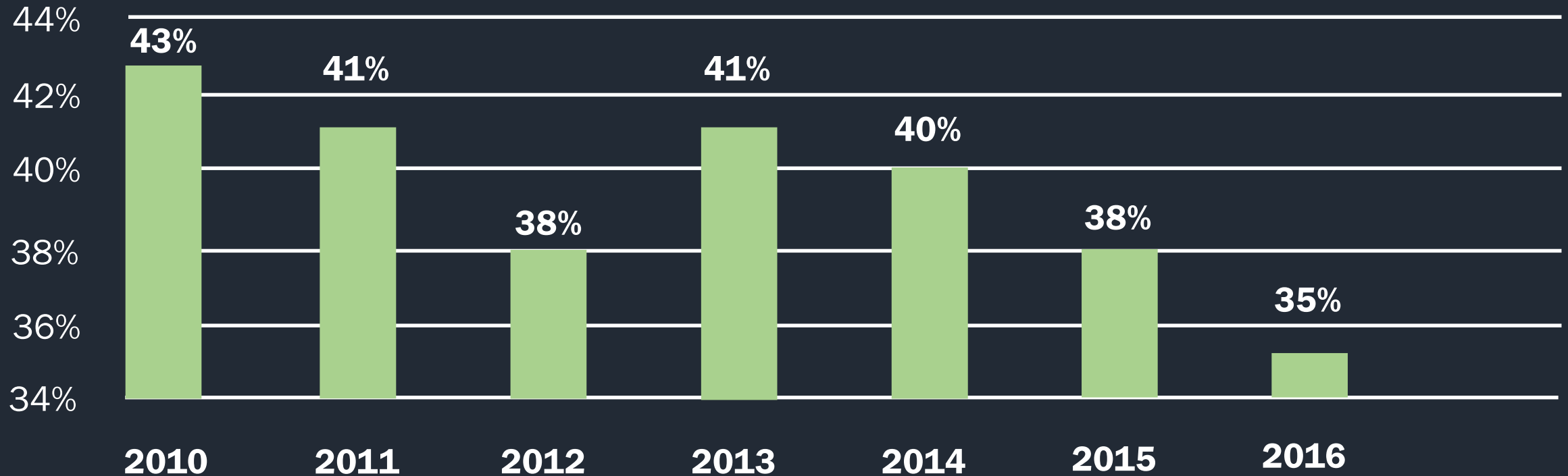
TEXAS

DUI fatalities



PERCENT

of motor vehicle fatalities that are DUI





Definition of DUI crashes



DUI Fatal Crashes



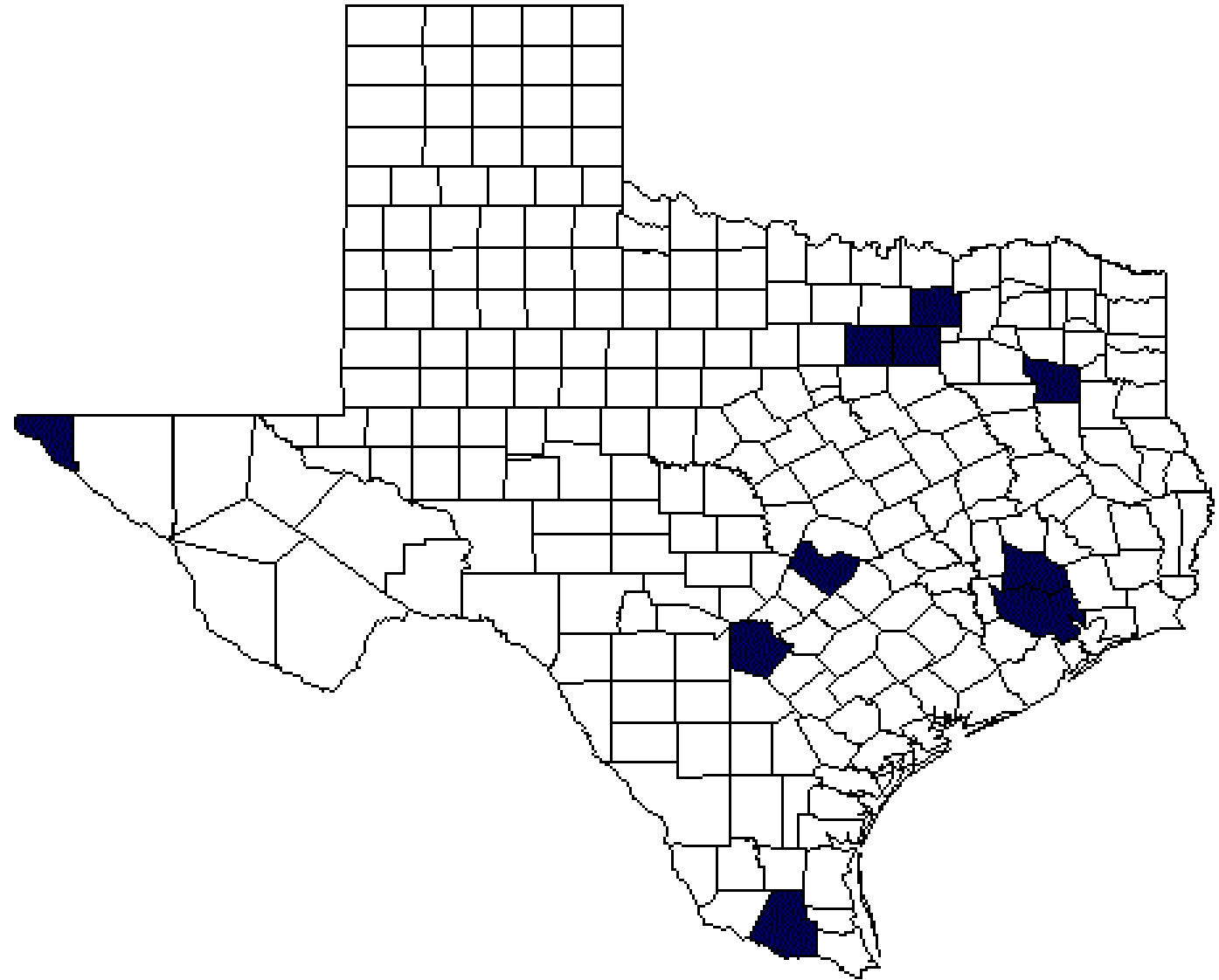
DUI Crash Fatalities



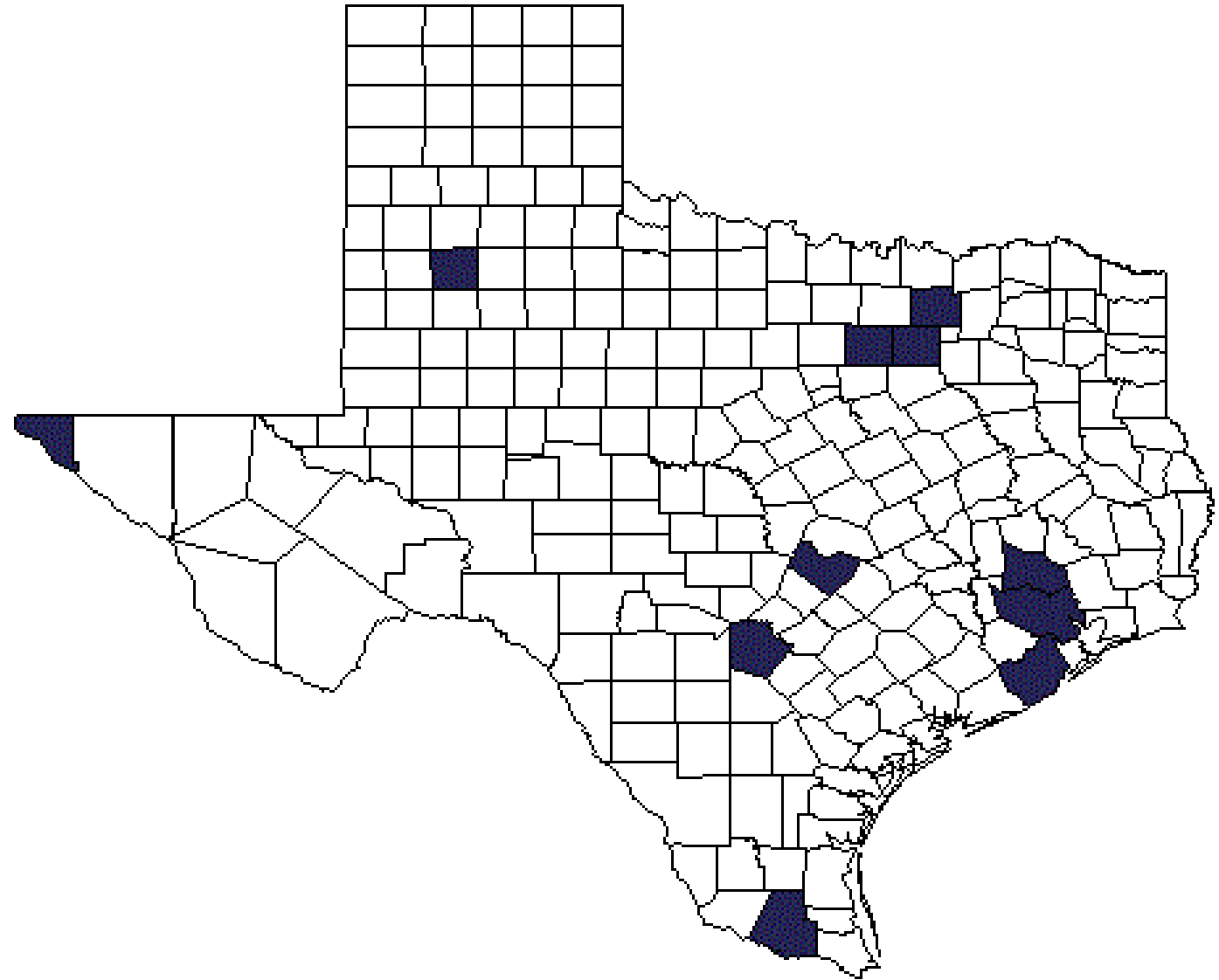
DUI Drivers

Where are fatal DUI crashes occurring?

Top 10 counties with most number of fatal crashes



**Top 11 counties
with most number
of fatal DUI crashes**



51%

of fatal DUI crashes occurred

in **RURAL** locations



When are fatal DUI crashes occurring?

MORE fatal DUI crashes occurred on

SUNDAY & SATURDAY

than any other day of the week

MORE fatal DUI crashes occurred

between **2:00 - 2:59 AM**

than any other hour of the day

How are fatal DUI crashes occurring?

58% of fatal DUI crashes,  were **single vehicle** crashes



22% of fatal DUI
crashes occurred with
vehicles going in the
opposite direction

11% of fatal DUI
Crashes occurred with
vehicles going in the
same direction






Definition of DUI crashes



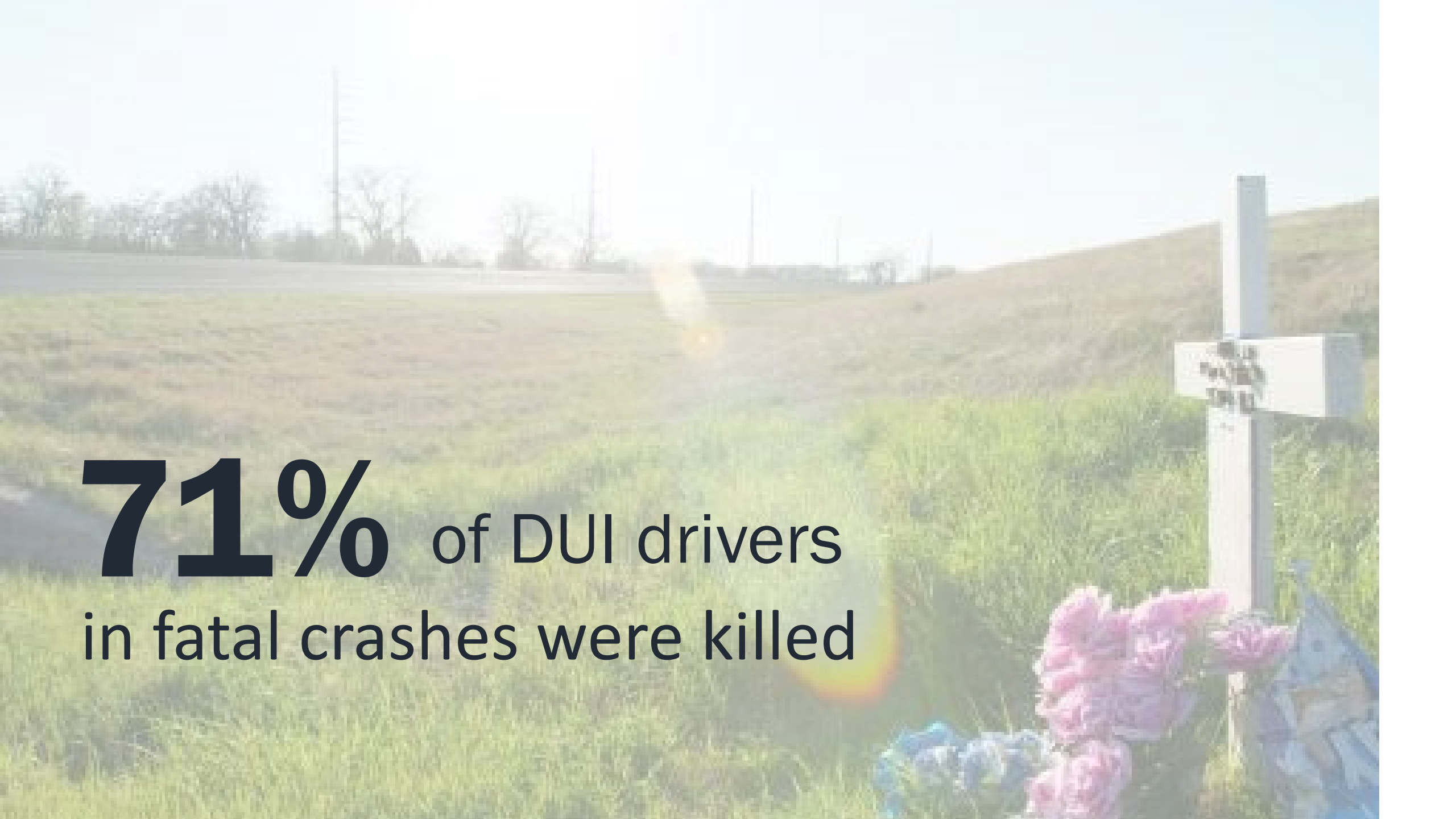
DUI Fatal Crashes



DUI Crash Fatalities



DUI Drivers

A photograph of a rural landscape. In the foreground, there is a cemetery with a prominent white cross-shaped gravestone. Pink and blue flowers are placed at the base of the cross. The middle ground shows a grassy field and a paved road. In the background, there are utility poles and a line of trees under a clear sky.

71% of DUI drivers
in fatal crashes were killed

The most common age
of a driver killed in a fatal
DUI crash was
27 years old

the DUI driver was male **80%**
of the time in fatal DUI crashes

n


50% of drivers killed in DUI crashes
were **CAUCASIAN**

33% of drivers killed in DUI crashes
were **HISPANIC**

**Average BAC of DUI Drivers
with a BAC > 0.00**



0.174




0.169

**Average BAC of DUI Drivers
with a BAC > 0.08**



0.182




0.180





25%

of DUI drivers in fatal crashes with BAC > 0.08
also had **a positive drug test**



20% of DUI drivers
in fatal crashes were unlicensed




51% of drivers killed in
DUI crashes were not restrained



2017 TEXAS IMPAIRED DRIVING FORUM



Big **THANK YOU** to
Marcie Perez



Paige Ericson-Graber

Assistant Transportation Researcher

Center for Alcohol & Drug Education Studies (CADES)

Texas A&M Transportation Institute

p-ericson@tti.tamu.edu

979-845-1688